

PRICE PROPOSAL

Edge On Hudson

CONTRACTOR NAME:

DATE:

March 27, 2023

No.	Description	Special notes from Bidder	Material	Labor	Line Subtotal
1.0	General Conditions		\$ 133,370	\$ 214,357	\$ 347,727
9.0	Heating, Ventilating & Air- Conditioning		\$ 557,780	\$ 1,277,103	\$ 2,679,460
	Subtotal		\$ 691,149	\$ 1,491,459	\$ 3,232,632
	Insurance	10%	\$ 69,115	\$ 149,146	\$ 323,263
	Overhead & Profit	20%	\$ 138,230	\$ 298,292	\$ 646,526
	TOTAL BASE BID		\$ 898,494	\$ 1,938,897	\$ 4,202,422

Estimate of Materials and Cost of Construction

Date: 22 June 2022
Project: Edge On Hudson
Location: 2 Lighthouse Landing Sleepy Hollow, NY 10591

UNIT Cost prices and Labor Rates are Removed Due to Client privacy priveleged

ITEM #	REF. SHEET	REF. DETAIL	DESCRIPTION	QTY.	UNIT	WASTAGE	QTY W/ WASTAGE	UNIT COST (MATERIAL)	TOTAL COST (MATERIAL)	Labor Hour	Labor Rate	TOTAL COST (LABOR)	TOTAL ITEM COST	TRADE COST
01- GENERAL CONDITIONS													\$	347,727
1			Permits Documentation And Fees	1	LS	0%	1	\$0	\$ -	\$0	\$0	\$ 53,589.20	\$ 53,589	
2			Hazardous Waste Or Disposal Work	1	LS	0%	1	\$0	\$ -	\$0	\$0	\$ 66,986.50	\$ 66,987	
3			Signage	1	LS	0%	1	\$0	\$ -	\$0	\$0	\$ 13,397.30	\$ 13,397	
4			Lifting and Placement of mechanical equipmnets (Cranes)	1	LS	0%	1	\$0	\$ -	\$0	\$0	\$ 66,986.50	\$ 66,987	
5			Material Storage	1	LS	0%	1	\$0	\$ -	\$0	\$0	\$ 13,397.30	\$ 13,397	
6			SALES Tax on Material Items	1	LS	0%	1	\$133,370	\$ 133,369.77	\$0	\$0	\$ -	\$ 133,370	
23- HEATING, VENTILATING & AIR- CONDITIONING													\$	2,679,460
Basement HVAC Plan														
HVAC Rectangular Duct														
7	M-100	M-001	10"X8" Rectangular Duct	74	LF	10%	81		\$ 291.09	0.131		\$ 854.14	\$ 1,145	
8	M-100	M-001	12"X10" Rectangular Duct	52	LF	10%	57		\$ 306.83	0.196		\$ 900.31	\$ 1,207	
9	M-100	M-001	12"X8" Rectangular Duct	511	LF	10%	562		\$ 2,412.12	0.157		\$ 7,077.80	\$ 9,490	
10	M-100	M-001	14"X8" Rectangular Duct	7.51	LF	10%	8		\$ 41.36	0.183		\$ 121.36	\$ 163	
11	M-100	M-001	16"X10" Rectangular Duct	4.8	LF	10%	5		\$ 37.76	0.261		\$ 110.81	\$ 149	
12	M-100	M-001	22"X12" Rectangular Duct	6.35	LF	10%	7		\$ 82.43	0.431		\$ 241.87	\$ 324	
13	M-100	M-001	48X36 Rectangular Duct	10	LF	10%	11		\$ 849.67	2.820		\$ 2,493.16	\$ 3,343	
14	M-100	M-001	6"X4" Rectangular Duct	63	LF	10%	69		\$ 74.35	0.039		\$ 218.15	\$ 292	
15	M-100	M-001	6"X6" Rectangular Duct	73.68	LF	10%	81		\$ 130.42	0.059		\$ 382.70	\$ 513	
16	M-100	M-001	8"X6" Rectangular Duct	16.65	LF	10%	18		\$ 39.30	0.078		\$ 115.31	\$ 155	
17	M-100	M-001	8"X8" Rectangular Duct	219.6	LF	10%	242		\$ 691.06	0.104		\$ 2,027.77	\$ 2,719	
18	M-100	M-001	90"X24" Rectangular Duct	35.75	LF	10%	39		\$ 3,796.96	3.525		\$ 11,141.30	\$ 14,938	
HVAC Circular Duct														
19	M-100	M-001	7" Dia Circular Duct	79.31	LF	10%	87		\$ 173.12	0.068		\$ 476.74	\$ 650	
HVAC Copper Piping														
20	M-100	M-001	1/2" Referigerant Pipe	274.24	LF	10%	302		\$ 1,693.66	0.154		\$ 4,357.26	\$ 6,051	
21	M-100	M-001	1/4" Referigerant Pipe	289.43	LF	10%	318		\$ 893.74	0.077		\$ 2,299.31	\$ 3,193	
22	M-100	M-001	3/8" Referigerant Pipe	103	LF	10%	113		\$ 538.18	0.081		\$ 863.72	\$ 1,402	
23	M-100	M-001	5/8" Referigerant Pipe	106	LF	10%	117		\$ 1,043.57	0.145		\$ 1,589.81	\$ 2,633	
Dampers														
24	M-100	M-001	12"X8" Combination Fire/Smoke Damper	4	EA	0%	4		\$ 129.07	0.217		\$ 78.78	\$ 208	
25	M-100	M-001	12"X8" Volume/Balancing Damper	4	EA	0%	4		\$ 129.07	0.217		\$ 78.78	\$ 208	
26	M-100	M-001	8"X8" Combination Fire/Smoke Damper	2	EA	0%	2		\$ 43.02	0.144		\$ 26.26	\$ 69	
27	M-100	M-001	8"X8" Volume/Balancing Damper	2	EA	0%	2		\$ 43.02	0.144		\$ 26.26	\$ 69	
Air Devices														
28	M-100	M-300,301	Air Diffuser Manuf: Titus Model: 350RL, 6"X6" , CFM: 0-100	6	EA	0%	6		\$ 472.77	0.498		\$ 271.60	\$ 744	
29	M-100	M-300,301	Air Grill Manuf: Titus Model: 355RL, 8"X8" , CFM: 51- 200	42	EA	0%	42		\$ 1,219.68	0.337		\$ 1,286.54	\$ 2,506	

30	M-100	M-300,301	Air Grill Manuf: Titus Model: Omni, 6" Dia , CFM: 0-150	3	EA	0%	3		\$ 517.64	0.475		\$ 129.53	\$ 647
	M-100	M-300,301	Sensors										
31	M-100	M-300,301	Carbon Monoxide Sensor	9	EA	0%	9		\$ 1,045.44	1.289		\$ 1,037.56	\$ 2,083
	M-100	M-300,301	Mechanical Equipment										
32	M-100	M-300,301	VRF Unit , Horizontal Concealed type, AC-A Manuf: Daikin Model: Fxsq05Tavju, Tonnage : 0.5 Tonns , CFM: 281	7	EA	0%	7			2.000		\$ 1,205.13	\$ 4,729
33	M-100	M-300,301	VRF Unit , Horizontal Concealed type, AC-B Manuf: Daikin Model: Fxsq07Tavju Tonnage : 0.6 Tonns , CFM: 281	1	EA	0%	1			2.000		\$ 172.16	\$ 801
34	M-100	M-300,301	VRF Unit , Horizontal Concealed type, AC-D Manuf: Daikin Model: Fxsq012Tavju , Tonnage : 1.0 Tonns , CFM: 335	2	EA	0%	2			2.661		\$ 458.12	\$ 1,997
35	M-100	M-300,301	VRF Unit , Horizontal Concealed type, AC-G Manuf: Daikin Model: Fxsq024Tavju Tonnage : 2.0 Tonns , CFM: 742	3	EA	0%	3			3.051		\$ 787.90	\$ 4,200
36	M-100	M-300,301	VRF Unit , Horizontal Concealed type, AC-H Manuf: Daikin Model: Fxsq030Tavju, Tonnage : 2.5 Tonns CFM: 812	1	EA	0%	1			3.500		\$ 301.28	\$ 1,826
37	M-100	M-300,301	VRF Unit , Horizontal Concealed type, AC-J Manuf: Daikin Model: Fxsq36Tavju, Tonnage : 4.0 Tonns , CFM: 1307	1	EA	0%	1			4.500		\$ 387.36	\$ 2,807
38	M-100	M-300,301	VRF Unit , Horizontal Concealed type, AC-M Manuf: Daikin Model: Fxsq36Tavju, Tonnage : 4.0 Tonns , CFM: 1307	1	EA	0%	1			4.500		\$ 387.36	\$ 2,807
39	M-100	M-300,301	Electric Unit Heater, Recessed Wall Type, Cuh-A Manuf: Markel Model: 63330052033B3000F, Series : 6000, CFM : 250	3	EA	0%	3			35.593		\$ 9,191.64	\$ 21,751
40	M-100	M-300,301	Electric Unit Heater, Fan Forced Wall Heater, Uh-A Manuf: Markel Model: F2F5105N, Series : 5100, CFM : 400	4	EA	0%	4			3.625		\$ 1,248.17	\$ 4,253
41	M-100	M-300,301	Indoor Units AC-1	2	EA	0%	2			4.000		\$ 688.65	\$ 3,593
42	M-100	M-300,301	Indoor Units AC-2	1	EA	0%	1			4.000		\$ 344.32	\$ 1,796
			Exhaust Fans										
41	M-100	M-300,301	PGX-1 PARKING GARAGE EXHAUST - MANUF: GREENHECK MODEL: AX-90-275-0922-1200 W/ MOTOR HP20	1	EA	0%	1			4.258		\$ 366.53	\$ 1,577

43	M-100	M-300,301	PGX-2 PARKING GARAGE EXHAUST - MANUF: GREENHECK MODEL: AX-31-160-0435-M30 W/ MOTOR HP3	1	EA	0%	1		3.258		\$ 280.45	\$ 1,006
	M-101	M-001	<u>Ground Floor HVAC Plan</u>									
	M-101	M-001	HVAC Rectangular Duct									
44	M-101	M-001	12"X8" Rectangular Duct	615.2	LF	10%	677		\$ 2,903.98	0.157	\$ 8,521.06	\$ 11,425
45	M-101	M-001	14"X6" Rectangular Duct	158	LF	10%	174		\$ 652.59	0.137	\$ 1,914.88	\$ 2,567
46	M-101	M-001	16"X12" Rectangular Duct	191.66	LF	10%	211		\$ 1,809.42	0.313	\$ 5,309.32	\$ 7,119
47	M-101	M-001	48"X24" Rectangular Duct	27.8	LF	10%	31		\$ 1,574.72	1.880	\$ 4,620.65	\$ 6,195
48	M-101	M-001	50"X12" Rectangular Duct	115.95	LF	10%	128		\$ 3,420.81	0.979	\$ 10,037.56	\$ 13,458
49	M-101	M-001	6"X4" Rectangular Duct	160.88	LF	10%	177		\$ 189.85	0.039	\$ 557.08	\$ 747
50	M-101	M-001	6"X6" Rectangular Duct	292.4	LF	10%	322		\$ 517.59	0.059	\$ 1,518.75	\$ 2,036
51	M-101	M-001	72"X24" Rectangular Duct	50.69	LF	10%	56		\$ 4,306.98	2.820	\$ 12,637.82	\$ 16,945
52	M-101	M-001	8"X6" Rectangular Duct	205.45	LF	10%	226		\$ 484.90	0.078	\$ 1,422.83	\$ 1,908
53	M-101	M-001	8"X8" Rectangular Duct	457.4	LF	10%	503		\$ 1,439.40	0.104	\$ 4,223.59	\$ 5,663
	M-101	M-001	HVAC Circular Duct									
54	M-101	M-001	24" Dia Circular Duct	56.6	LF	10%	62		\$ 104.87	0.062	\$ 307.70	\$ 413
55	M-101	M-001	9" Dia Circular Duct	653.04	LF	10%	718		\$ 2,051.30	0.100	\$ 5,772.74	\$ 7,824
56	M-101	M-001	7" Dia Circular Duct	63.79	LF	10%	70		\$ 139.24	0.068	\$ 383.45	\$ 523
	M-101	M-001	HVAC Copper Piping									
57	M-101	M-001	1/2" Referigerant Pipe	1244	LF	10%	1,368		\$ 7,682.74	0.154	\$ 19,765.31	\$ 27,448
58	M-101	M-001	1/4" Referigerant Pipe	1298	LF	10%	1,428		\$ 4,008.12	0.077	\$ 10,311.64	\$ 14,320
59	M-101	M-001	3/4" Condensate Drain Pipe	498	LF	10%	548		\$ 5,037.57	0.162	\$ 8,352.06	\$ 13,390
	M-101	M-001	Dampers									
60	M-101	M-001	12"X8" Combination Fire/Smoke Damper	3	EA	0%	3		\$ 96.80	0.217	\$ 59.08	\$ 156
61	M-101	M-001	12"X8" Volume/Balancing Damper	3	EA	0%	3		\$ 96.80	0.217	\$ 59.08	\$ 156
	M-101	M-300,301	Air Devices									
62	M-101	M-300,301	Air Diffuser Manuf: Titus Model: 350RL, 6"X6" , CFM: 0-100	45	EA	0%	45			0.498	\$ 2,036.97	\$ 5,583
63	M-101	M-300,301	Air Diffuser Manuf: Titus Model: 355RL, 8"X8", CFM: 51- 200	3	EA	0%	3			0.337	\$ 91.90	\$ 179
64	M-101	M-300,301	Air Grill Manuf: Titus Model: 350RL, , 6"X6" , CFM: 0-100	28	EA	0%	28			0.498	\$ 1,267.45	\$ 3,474
65	M-101	M-300,301	Air Grill Manuf: Titus Model: 355RL, 8"X8", CFM: 51- 200	97	EA	0%	97			0.337	\$ 2,971.29	\$ 5,788
64	M-101	M-300,301	Air Grill Manuf: Titus Model: Omni, 6" Dia , CFM: 0-150	4	EA	0%	4			0.475	\$ 172.70	\$ 863
	M-101	M-300,301	Sensors									
66	M-101	M-300,301	Thermostat	1	EA	0%	1		\$ 242.00	0.400	\$ 35.77	\$ 278
	M-101	M-300,301	Mechanical Equipment									
67	M-101	M-300,301	VRF Unit , Horizontal Concealed type, AC-A Manuf: Daikin Model: Fxsq05Tavju, Tonnage : 0.5 Tonns , CFM: 281	3	EA	0%	3		\$ 1,510.08	2.000	\$ 516.49	\$ 2,027

68	M-101	M-300,301	VRF Unit , Horizontal Concealed type, AC-B Manuf: Daikin Model: Fxsq07Tavju Tonnage : 0.6 Tonns , CFM: 281	4	EA	0%	4	\$ 2,516.80	2.000	\$ 688.65	\$ 3,205
69	M-101	M-300,301	VRF Unit , Horizontal Concealed type, AC-C Manuf: Daikin Model: Fxsq09Tavju Tonnage : 0.8 Tonns , CFM: 318	3	EA	0%	3	\$ 2,090.88	2.250	\$ 581.05	\$ 2,672
67	M-101	M-300,301	VRF Unit , Horizontal Concealed type, AC-D Manuf: Daikin Model: Fxsq012Tavju , Tonnage : 1.0 Tonns , CFM: 335	12	EA	0%	12	\$ 9,234.72	2.661	\$ 2,748.74	\$ 11,983
70	M-101	M-300,301	VRF Unit , Horizontal Concealed type, AC-E Manuf: Daikin Model: Fxsq15Tavju , Tonnage : 1.3 Tonns , CFM: 530	4	EA	0%	4	\$ 3,349.28	2.785	\$ 958.94	\$ 4,308
71	M-101	M-300,301	VRF Unit , Horizontal Concealed type, AC-H Manuf: Daikin Model: Fxsq030Tavju, Tonnage : 2.5 Tonns , CFM: 812	2	EA	0%	2	\$ 3,049.20	3.500	\$ 602.57	\$ 3,652
72	M-101	M-300,301	Electric Unit Heater, Celing Recessed Heater, CFM : 200, Model: F3387D-RP, Series: 3800, Elec Amps : 23.1 , Manuf : MARKEL	1	EA	0%	1	\$ 575.96	2.950	\$ 253.94	\$ 830
73	M-101	M-300,301	Electric Unit Heater, Fan Forced Wall Heater, Uh-A Manuf: Markel Model: F2F5105N, Series : 5100, CFM : 400	4	EA	0%	4	\$ 3,004.67	3.625	\$ 1,248.17	\$ 4,253
74	M-101	M-300,301	Electric Unit Heater, Recessed Wall Type, Cuh-A Manuf: Markel Model: 63330052033B3000F, Series : 6000, CFM : 250	2	EA	0%	2	\$ 8,373.20	35.593	\$ 6,127.76	\$ 14,501
75	M-101	M-300,301	Electric Unit Heater, Celing Recessed Heater, CFM : 200, Model: F3387D-RP, Series: 3800, Elec Amps : 23.1 , Manuf : MARKEL	1	EA	0%	1	\$ 575.96	2.950	\$ 253.94	\$ 830
75	M-101	M-300,301	ERV-1-1 Energy Recovery Units Indoor Units Manuf : AAOn	1	EA	0%	1	\$ 4,114.00	14.500	\$ 1,248.17	\$ 5,362
			Exhaust Fans								
71	M-101	M-300,301	Px-1 Pool Exhaust Fan Manuf: Greenheck Model: Sq-90-Vg W/ Motor Hp0.7	1	EA	0%	1	\$ 1,350.36	4.500	\$ 387.36	\$ 1,738
76	M-101	M-300,301	Pgx-3 Parking Garage Exhaust - Manuf: Greenheck Model: Ax-80-275-0635-A200 W/ Motor Hp20	1	EA	0%	1	\$ 1,210.00	4.258	\$ 366.53	\$ 1,577
77	M-101	M-300,301	Pgx-4 Parking Garage Exhaust - Manuf: Greenheck Model: Ax-31-160-0425-M7 W/ Motor Hp0.75	1	EA	0%	1	\$ 435.60	3.120	\$ 268.57	\$ 704
			LEVEL 2								
	M-102	M-001	HVAC Rectangular Duct								
78	M-102	M-001	12"X4" Rectangular Duct	35.54	LF	10%	39	\$ 83.88	0.078	\$ 246.13	\$ 330

79	M-102	M-001	12"X8" Rectangular Duct	1131.7	LF	10%	1,245		\$ 5,342.06	0.157		\$ 15,675.04	\$ 21,017
80	M-102	M-001	14"X11" Rectangular Duct	44.37	LF	10%	49		\$ 335.98	0.251		\$ 985.86	\$ 1,322
81	M-102	M-001	14"X6" Rectangular Duct	40.07	LF	10%	44		\$ 165.50	0.137		\$ 485.63	\$ 651
82	M-102	M-001	14"X8" Rectangular Duct	51.29	LF	10%	56		\$ 282.46	0.183		\$ 828.81	\$ 1,111
83	M-102	M-001	16"X10" Rectangular Duct	95	LF	10%	105		\$ 747.39	0.261		\$ 2,193.06	\$ 2,940
84	M-102	M-001	16"X8" Rectangular Duct	233.13	LF	10%	256		\$ 1,467.29	0.209		\$ 4,305.41	\$ 5,773
85	M-102	M-001	18"X10" Rectangular Duct	148	LF	10%	163		\$ 1,309.91	0.294		\$ 3,843.62	\$ 5,154
86	M-102	M-001	18"X18" Rectangular Duct	72	LF	10%	79		\$ 1,147.05	0.529		\$ 3,365.76	\$ 4,513
87	M-102	M-001	18"X6" Rectangular Duct	12	LF	10%	13		\$ 63.73	0.176		\$ 186.99	\$ 251
88	M-102	M-001	18"X8" Rectangular Duct	12.06	LF	10%	13		\$ 85.39	0.235		\$ 250.56	\$ 336
89	M-102	M-001	24"X12" Rectangular Duct	63.85	LF	10%	70		\$ 904.19	0.470		\$ 2,653.14	\$ 3,557
84	M-102	M-001	24"X8" Rectangular Duct	20.44	LF	10%	22		\$ 192.97	0.313		\$ 566.22	\$ 759
90	M-102	M-001	30"X10" Rectangular Duct	50.5	LF	10%	56		\$ 744.94	0.490		\$ 2,185.84	\$ 2,931
91	M-102	M-001	6"X4" Rectangular Duct	621.5	LF	10%	684		\$ 733.43	0.039		\$ 2,152.08	\$ 2,886
92	M-102	M-001	6"X6" Rectangular Duct	89.24	LF	10%	98		\$ 157.97	0.059		\$ 463.52	\$ 621
93	M-102	M-001	8"X4" Rectangular Duct	36.45	LF	10%	40		\$ 57.35	0.052		\$ 168.29	\$ 226
83	M-102	M-001	8"X5" Rectangular Duct	187.13	LF	10%	206		\$ 368.05	0.065		\$ 1,079.96	\$ 1,448
94	M-102	M-001	8"X6" Rectangular Duct	19.3	LF	10%	21		\$ 45.55	0.078		\$ 133.66	\$ 179
95	M-102	M-001	8"X8" Rectangular Duct	1044.16	LF	10%	1,149		\$ 3,285.89	0.104		\$ 9,641.69	\$ 12,928
	M-102	M-001	HVAC Circular Duct										
96	M-102	M-001	9" Dia Circular Duct	1009.2	LF	10%	1,110		\$ 3,170.06	0.100		\$ 8,921.12	\$ 12,091
97	M-102	M-001	8 Dia Circular Duct	83.82	LF	10%	92		\$ 207.06	0.082		\$ 607.58	\$ 815
	M-102	M-001	HVAC Copper Piping										
98	M-102	M-001	1/2" Referigerant Pipe	2743	LF	10%	3,017		\$ 16,940.33	0.154		\$ 43,582.18	\$ 60,523
99	M-102	M-001	1/4" Referigerant Pipe	2658	LF	10%	2,924		\$ 8,207.69	0.077		\$ 21,115.83	\$ 29,324
100	M-102	M-001	3/4" Condensate Drain Pipe	842	LF	10%	926		\$ 8,517.34	0.162		\$ 14,121.35	\$ 22,639
101	M-102	M-001	3/8" Referigerant Pipe	165	LF	10%	182		\$ 834.54	0.081		\$ 1,383.62	\$ 2,218
102	M-102	M-001	5/8" Referigerant Pipe	154	LF	10%	169		\$ 1,467.61	0.145		\$ 2,309.72	\$ 3,777
	M-102	M-001	Dampers										
103	M-102	M-001	12"X4" Fire Smoke Damper	1	EA	0%	1		\$ 14.52	0.108		\$ 9.85	\$ 24
104	M-102	M-001	12"X8" Fire Smoke Damper	7	EA	0%	7		\$ 203.28	0.217		\$ 137.86	\$ 341
105	M-102	M-001	14"X8" Fire Smoke Damper	1	EA	0%	1		\$ 33.88	0.253		\$ 22.98	\$ 57
106	M-102	M-001	16"X10" Fire Smoke Damper	3	EA	0%	3		\$ 145.20	0.361		\$ 98.47	\$ 244
107	M-102	M-001	16"X8" Fire Smoke Damper	2	EA	0%	2		\$ 77.44	0.289		\$ 52.52	\$ 130
108	M-102	M-001	18"X6" Volume Damper	1	EA	0%	1		\$ 29.04	0.244		\$ 22.16	\$ 51
109	M-102	M-001	6"X4" Volume Damper	2	EA	0%	2		\$ 12.91	0.054		\$ 9.85	\$ 23
110	M-102	M-001	8 Dia Fire Smoke Damper	1	EA	0%	1		\$ 15.20	0.113		\$ 10.31	\$ 26
107	M-102	M-001	8"X8" Fire Smoke Damper	2	EA	0%	2		\$ 38.72	0.144		\$ 26.26	\$ 65
111	M-102	M-001	8"X8" Volume Damper	2	EA	0%	2		\$ 34.42	0.144		\$ 26.26	\$ 61
	M-102	M-300,301	Air Devices										
112	M-102	M-300,301	Air Diffuser Manuf: Titus Model: 355RL, 8"X8", CFM: 51- 200	25	EA	0%	25			0.337		\$ 765.80	\$ 1,492
113	M-102	M-300,301	Air Grill Manuf: Titus Model: Omni, 6" Dia , CFM: 0-150	15	EA	0%	15			0.475		\$ 647.63	\$ 3,236
114	M-102	M-300,301	Air Diffuser Manuf: Titus Model: 350RL, 6"X6", CFM: 0-100	46	EA	0%	46			0.498		\$ 2,082.24	\$ 5,707
115	M-102	M-300,301	Air Grill Manuf: Titus Model: 350RL, 6"X6", CFM: 0-100	12	EA	0%	12			0.498		\$ 543.19	\$ 1,489

116	M-102	M-300,301	Air Grill Manuf: Titus Model: 355RL, 8"X8", CFM: 51- 200	92	EA	0%	92		0.337		\$ 2,818.13	\$ 5,490
	M-102	M-300,301	Mechanical Equipment									
117	M-102	M-300,301	VRF Unit , Horizontal Concealed type, AC-A Manuf: Daikin Model: Fxsq05Tavju, Tonnage : 0.5 Tonns , CFM: 281	7	EA	0%	7		2.000		\$ 1,205.13	\$ 4,729
118	M-102	M-300,301	VRF Unit , Horizontal Concealed type, AC-B Manuf: Daikin Model: Fxsq07Tavju Tonnage : 0.6 Tonns , CFM: 281	16	EA	0%	16		2.000		\$ 2,754.59	\$ 12,822
119	M-102	M-300,301	VRF Unit , Horizontal Concealed type, AC-C Manuf: Daikin Model: Fxsq09Tavju Tonnage : 0.8 Tonns , CFM: 318	4	EA	0%	4		2.250		\$ 774.73	\$ 3,563
120	M-102	M-300,301	VRF Unit , Horizontal Concealed type, AC-D Manuf: Daikin Model: Fxsq012Tavju , Tonnage : 1.0 Tonns , CFM: 335	15	EA	0%	15		2.661		\$ 3,435.92	\$ 14,979
121	M-102	M-300,301	VRF Unit , Horizontal Concealed type, AC-E Manuf: Daikin Model: Fxsq15Tavju , Tonnage : 1.3 Tonns , CFM: 530	5	EA	0%	5		2.785		\$ 1,198.68	\$ 5,385
122	M-102	M-300,301	VRF Unit , Horizontal Concealed type, AC-F Manuf: Daikin Model: Fxsq18Tavju, Tonnage : 1.5 Tonns , CFM: 600	4	EA	0%	4		2.915		\$ 1,003.70	\$ 4,779
123	M-102	M-300,301	VRF Unit , Horizontal Concealed type, AC-G Manuf: Daikin Model: Fxsq024Tavju Tonnage : 2.0 Tonns , CFM: 742	3	EA	0%	3		3.051		\$ 787.90	\$ 4,200
124	M-102	M-300,301	VRF Unit , Horizontal Concealed type, AC-H Manuf: Daikin Model: Fxsq030Tavju, Tonnage : 2.5 Tonns , CFM: 812	4	EA	0%	4		3.500		\$ 1,205.13	\$ 7,304
125	M-102	M-300,301	VRF Unit , Horizontal Concealed type, AC-I Manuf: Daikin Model: Fxsq036Tavju, Tonnage : 3 Tonns , CFM: 1130	1	EA	0%	1		4.000		\$ 344.32	\$ 2,256
126	M-102	M-300,301	VRF Unit , Horizontal Concealed type, AC-J Manuf: Daikin Model: Fxsq36Tavju, Tonnage : 4.0 Tonns , CFM: 1307	5	EA	0%	5		4.500		\$ 1,936.82	\$ 14,037
127	M-102	M-300,301	Electric Unit Heater, Recessed Wall Type, Cuh-A Manuf: Markel Model: 63330052033B3000F, Series : 6000, CFM : 250	2	EA	0%	2		35.593		\$ 6,127.76	\$ 14,501

	M-104	M-001	HVAC Rectangular Duct										
175	M-104	M-001	8"X8" Rectangular Duct	560	LF	10%	616		\$ 1,762.28	0.104		\$ 5,171.00	\$ 6,933
176	M-104	M-001	8"X6" Rectangular Duct	203	LF	10%	223		\$ 479.12	0.078		\$ 1,405.86	\$ 1,885
177	M-104	M-001	8"X5" Rectangular Duct	78.34	LF	10%	86		\$ 154.08	0.065		\$ 452.12	\$ 606
178	M-104	M-001	6"X6" Rectangular Duct	409	LF	10%	450		\$ 723.99	0.059		\$ 2,124.38	\$ 2,848
179	M-104	M-001	6"X4" Rectangular Duct	535	LF	10%	589		\$ 631.35	0.039		\$ 1,852.56	\$ 2,484
180	M-104	M-001	22"X 6" Rectangular Duct	26.78	LF	10%	29		\$ 173.82	0.215		\$ 510.02	\$ 684
181	M-104	M-001	20"X8" Rectangular Duct	12.57	LF	10%	14		\$ 98.89	0.261		\$ 290.18	\$ 389
182	M-104	M-001	18"X8" Rectangular Duct	48	LF	10%	53		\$ 339.87	0.235		\$ 997.26	\$ 1,337
183	M-104	M-001	18"X18" Rectangular Duct	72	LF	10%	79		\$ 1,147.05	0.529		\$ 3,365.76	\$ 4,513
180	M-104	M-001	18"X10" Rectangular Duct	64.63	LF	10%	71		\$ 572.02	0.294		\$ 1,678.47	\$ 2,250
184	M-104	M-001	16"X8" Rectangular Duct	109	LF	10%	120		\$ 686.03	0.209		\$ 2,012.99	\$ 2,699
185	M-104	M-001	16"X6" Rectangular Duct	100.8	LF	10%	111		\$ 475.82	0.157		\$ 1,396.17	\$ 1,872
186	M-104	M-001	16"X10" Rectangular Duct	176	LF	10%	194		\$ 1,384.65	0.261		\$ 4,062.92	\$ 5,448
187	M-104	M-001	14"X8" Rectangular Duct	28.12	LF	10%	31		\$ 154.86	0.183		\$ 454.40	\$ 609
188	M-104	M-001	14"X6" Rectangular Duct	24.44	LF	10%	27		\$ 100.95	0.137		\$ 296.20	\$ 397
189	M-104	M-001	12"X8" Rectangular Duct	1132.5	LF	10%	1,246		\$ 5,345.84	0.157		\$ 15,686.12	\$ 21,032
184	M-104	M-001	12"X4" Rectangular Duct	31.81	LF	10%	35		\$ 6.26	0.007		\$ 18.36	\$ 25
190	M-104	M-001	12" X6" Rectangular Duct	18.27	LF	10%	20		\$ 5.39	0.010		\$ 15.82	\$ 21
191	M-104	M-001	10"X8" Rectangular Duct	7.66	LF	10%	8		\$ 30.13	0.131		\$ 88.41	\$ 119
192	M-104	M-001	10"X6" Rectangular Duct	22.45	LF	10%	25		\$ 66.23	0.098		\$ 194.35	\$ 261
	M-104	M-001	HVAC Copper Piping										
193	M-104	M-001	1/2" Referigerant Pipe	2460	LF	10%	2,706		\$ 15,192.57	0.154		\$ 39,085.73	\$ 54,278
194	M-104	M-001	1/4" Referigerant Pipe	2450	LF	10%	2,695		\$ 7,565.40	0.077		\$ 19,463.42	\$ 27,029
195	M-104	M-001	3/4" Condensate Drain Pipe	824	LF	10%	906		\$ 8,335.25	0.162		\$ 13,819.47	\$ 22,155
196	M-104	M-001	3/8" Referigerant Pipe	218	LF	10%	240		\$ 1,102.60	0.081		\$ 1,828.06	\$ 2,931
195	M-104	M-001	5/8" Referigerant Pipe	225	LF	10%	248		\$ 2,144.24	0.145		\$ 3,374.59	\$ 5,519
	M-104	M-001	Dampers										
197	M-104	M-001	12"X8" Fire Smoke Damper	10	EA	0%	10		\$ 290.40	0.217		\$ 196.94	\$ 487
198	M-104	M-001	14"X8" Fire Smoke Damper	1	EA	0%	1		\$ 33.88	0.253		\$ 22.98	\$ 57
199	M-104	M-001	12"X4" Fire Smoke Damper	1	EA	0%	1		\$ 14.52	0.108		\$ 9.85	\$ 24
200	M-104	M-001	8"X6" Fire Smoke Damper	5	EA	0%	5		\$ 72.60	0.108		\$ 49.24	\$ 122
201	M-104	M-001	8"X8" Fire Smoke Damper	1	EA	0%	1		\$ 19.36	0.144		\$ 13.13	\$ 32
202	M-104	M-001	6"X6" Fire Damper	1	EA	0%	1		\$ 10.89	0.081		\$ 7.39	\$ 18
203	M-104	M-001	12"X8" Volume Damper	1	EA	0%	1		\$ 25.81	0.217		\$ 19.69	\$ 46
204	M-104	M-001	8"X6" Volume Damper	1	EA	0%	1		\$ 12.91	0.108		\$ 9.85	\$ 23
205	M-104	M-001	14"X6" Fire Smoke Damper	1	EA	0%	1		\$ 25.41	0.190		\$ 17.23	\$ 43
206	M-104	M-001	16"X6" Fire Smoke Damper	1	EA	0%	1		\$ 29.04	0.217		\$ 19.69	\$ 49
202	M-104	M-001	6"X4" Fire Smoke Damper	1	EA	0%	1		\$ 7.26	0.054		\$ 4.92	\$ 12
	M-104	M-300,301	Air Devices										
207	M-104	M-300,301	Air Diffuser Manuf: Titus Model: 355RL, 8"X8", CFM: 51- 200	5	EA	0%	5			0.337		\$ 153.16	\$ 298
208	M-104	M-300,301	Air Diffuser Manuf: Titus Model: 350RL, 6"X6" , CFM: 0-100	62	EA	0%	62			0.498		\$ 2,806.50	\$ 7,692
209	M-104	M-300,301	Air Grill Manuf: Titus Model: 355RL, 8"X8", CFM: 51- 200	125	EA	0%	125			0.337		\$ 3,828.98	\$ 7,459
	M-104	M-300,301	Mechanical Equipment										
210	M-104	M-300,301	VRF Unit , Horizontal Concealed type, AC-A Manuf: Daikin Model: Fxsq05Tavju, Tonnage : 0.5 Tonns , CFM: 281	25	EA	0%	25			2.000		\$ 4,304.05	\$ 16,888

211	M-104	M-300,301	VRF Unit , Horizontal Concealed type, AC-B Manuf: Daikin Model: Fxsq07Tavju Tonnage : 0.6 Tonns , CFM: 281	25	EA	0%	25		2.000	\$	4,304.05	\$	20,034
212	M-104	M-300,301	VRF Unit , Horizontal Concealed type, AC-C Manuf: Daikin Model: Fxsq09Tavju Tonnage : 0.8 Tonns , CFM: 318	1	EA	0%	1		2.250	\$	193.68	\$	891
212	M-104	M-300,301	VRF Unit , Horizontal Concealed type, AC-D Manuf: Daikin Model: Fxsq012Tavju , Tonnage : 1.0 Tonns , CFM: 335	8	EA	0%	8		2.661	\$	1,832.49	\$	7,989
213	M-104	M-300,301	VRF Unit , Horizontal Concealed type, AC-E Manuf: Daikin Model: Fxsq15Tavju , Tonnage : 1.3 Tonns , CFM: 530	6	EA	0%	6		2.785	\$	1,438.41	\$	6,462
214	M-104	M-300,301	VRF Unit , Horizontal Concealed type, AC-F Manuf: Daikin Model: Fxsq18Tavju, Tonnage : 1.5 Tonns , CFM: 600	3	EA	0%	3		2.915	\$	752.78	\$	3,584
215	M-104	M-300,301	VRF Unit , Horizontal Concealed type, AC-G Manuf: Daikin Model: Fxsq024Tavju Tonnage : 2.0 Tonns , CFM: 742	1	EA	0%	1		3.051	\$	262.63	\$	1,400
214	M-104	M-300,301	VRF Unit , Horizontal Concealed type, AC-H Manuf: Daikin Model: Fxsq030Tavju, Tonnage : 2.5 Tonns , CFM: 812	2	EA	0%	2		3.500	\$	602.57	\$	3,652
216	M-104	M-300,301	VRF Unit , Horizontal Concealed type, AC-I Manuf: Daikin Model: Fxsq36Tavju, Tonnage : 3.0 Tonns , CFM: 1130	5	EA	0%	5		4.000	\$	1,721.62	\$	11,281
217	M-104	M-300,301	Electric Unit Heater, Recessed Wall Type, Cuh-A Manuf: Markel Model: 63330052033B3000F, Series : 6000, CFM : 250	2	EA	0%	2		35.593	\$	6,127.76	\$	14,501
			LEVEL 5										
	M-105	M-001	HVAC Rectangular Duct										
218	M-105	M-001	10"X6" Rectangular Duct	48.45	LF	10%	53		\$ 142.94	0.098	\$ 419.42	\$	562
219	M-105	M-001	10"X8" Rectangular Duct	28.04	LF	10%	31		\$ 110.30	0.131	\$ 323.65	\$	434
220	M-105	M-001	12"X10" Rectangular Duct	12	LF	10%	13		\$ 70.81	0.196	\$ 207.76	\$	279
221	M-105	M-001	12"X4" Rectangular Duct	77	LF	10%	85		\$ 181.73	0.078	\$ 533.26	\$	715
222	M-105	M-001	12"X6" Rectangular Duct	310	LF	10%	341		\$ 1,097.49	0.118	\$ 3,220.33	\$	4,318
223	M-105	M-001	12"X8" Rectangular Duct	940	LF	10%	1,034		\$ 4,437.16	0.157	\$ 13,019.83	\$	17,457
224	M-105	M-001	14"X4" Rectangular Duct	134.5	LF	10%	148		\$ 370.35	0.091	\$ 1,086.72	\$	1,457
225	M-105	M-001	14"X6" Rectangular Duct	140.66	LF	10%	155		\$ 580.97	0.137	\$ 1,704.73	\$	2,286
226	M-105	M-001	14"X8" Rectangular Duct	37.99	LF	10%	42		\$ 209.22	0.183	\$ 613.89	\$	823
227	M-105	M-001	16"X10" Rectangular Duct	1092.3	LF	10%	1,202		\$ 8,593.47	0.261	\$ 25,215.53	\$	33,809
228	M-105	M-001	16"X12" Rectangular Duct	157.7	LF	10%	173		\$ 1,488.81	0.313	\$ 4,368.57	\$	5,857
229	M-105	M-001	16"X8" Rectangular Duct	392.3	LF	10%	432		\$ 2,469.08	0.209	\$ 7,244.93	\$	9,714
230	M-105	M-001	18"X10" Rectangular Duct	29.7	LF	10%	33		\$ 262.87	0.294	\$ 771.32	\$	1,034
231	M-105	M-001	18"X18" Rectangular Duct	330.73	LF	10%	364		\$ 5,268.96	0.529	\$ 15,460.54	\$	20,730
232	M-105	M-001	18"X6" Rectangular Duct	49.22	LF	10%	54		\$ 261.38	0.176	\$ 766.96	\$	1,028

	M-106	M-300,301	Dryer Exhaust Fans										
293	M-106	M-300,301	Drx-1, Dryer Exhaust Fan, Manuf : Enverex, Model : Bex315X	3	EA	0%	3		\$ 7,143.84	4.500		\$ 1,162.09	\$ 8,306
294	M-106	M-300,301	Drx-2., Dryer Exhaust Fan, Manuf : Enverex, Model : Bex315X	1	EA	0%	1		\$ 2,381.28	4.500		\$ 387.36	\$ 2,769
295	M-106	M-300,301	Drx-3, Dryer Exhaust Fan, Manuf : Enverex, Model : Bex315X	1	EA	0%	1		\$ 2,381.28	4.500		\$ 387.36	\$ 2,769
295	M-106	M-300,301	Drx-4, Dryer Exhaust Fan, Manuf : Enverex, Model : Bex225X	1	EA	0%	1		\$ 2,381.28	4.500		\$ 387.36	\$ 2,769
296	M-106	M-300,301	Drx-5, Dryer Exhaust Fan, Manuf : Enverex, Model : Bex225X	1	EA	0%	1		\$ 2,381.28	4.500		\$ 387.36	\$ 2,769
297	M-106	M-300,301	Drx-6, Dryer Exhaust Fan, Manuf : Enverex, Model : Bex225X	1	EA	0%	1		\$ 2,381.28	4.500		\$ 387.36	\$ 2,769
298	M-106	M-300,301	Drx-7, Dryer Exhaust Fan, Manuf : Enverex, Model : Bex225X	1	EA	0%	1		\$ 2,381.28	4.500		\$ 387.36	\$ 2,769
299	M-106	M-300,301	Drx-8, Dryer Exhaust Fan, Manuf : Enverex, Model : Bex225X	1	EA	0%	1		\$ 2,381.28	4.500		\$ 387.36	\$ 2,769
300	M-106	M-300,301	Drx-9, Dryer Exhaust Fan, Manuf : Enverex, Model : Bex315X	1	EA	0%	1		\$ 2,381.28	4.500		\$ 387.36	\$ 2,769
295	M-106	M-300,301	Drx-10, Dryer Exhaust Fan, Manuf : Enverex, Model : Bex225X	1	EA	0%	1		\$ 2,381.28	4.500		\$ 387.36	\$ 2,769
301	M-106	M-300,301	Drx-11, Dryer Exhaust Fan, Manuf : Enverex, Model : Bex225X	1	EA	0%	1		\$ 2,381.28	4.500		\$ 387.36	\$ 2,769
302	M-106	M-300,301	Drx-12, Dryer Exhaust Fan, Manuf : Enverex, Model : Bex315X	1	EA	0%	1		\$ 2,381.28	4.500		\$ 387.36	\$ 2,769
303	M-106	M-300,301	Drx-13, Dryer Exhaust Fan, Manuf : Enverex, Model : Bex355X	1	EA	0%	1		\$ 2,381.28	4.500		\$ 387.36	\$ 2,769
304	M-106	M-300,301	Drx-14, Dryer Exhaust Fan, Manuf : Enverex, Model : Bex225X	1	EA	0%	1		\$ 2,381.28	4.500		\$ 387.36	\$ 2,769
305	M-106	M-300,301	Drx-15, Dryer Exhaust Fan, Manuf : Enverex, Model : Bex225X	1	EA	0%	1		\$ 2,381.28	4.500		\$ 387.36	\$ 2,769
306	M-106	M-300,301	Drx-16, Dryer Exhaust Fan, Manuf : Enverex, Model : Bex355X	1	EA	0%	1		\$ 2,381.28	4.500		\$ 387.36	\$ 2,769
307	M-106	M-300,301	Drx-17, Dryer Exhaust Fan, Manuf : Enverex, Model : Bex225X	1	EA	0%	1		\$ 2,381.28	4.500		\$ 387.36	\$ 2,769
308	M-106	M-300,301	Drx-18, Dryer Exhaust Fan, Manuf : Enverex, Model : Bex225X	1	EA	0%	1		\$ 2,381.28	4.500		\$ 387.36	\$ 2,769
309	M-106	M-300,301	Drx-19, Dryer Exhaust Fan, Manuf : Enverex, Model : Bex315X	1	EA	0%	1		\$ 2,381.28	4.500		\$ 387.36	\$ 2,769
310	M-106	M-300,301	Drx-20, Dryer Exhaust Fan, Manuf : Enverex, Model : Bex315X	1	EA	0%	1		\$ 2,381.28	4.500		\$ 387.36	\$ 2,769
311	M-106	M-300,301	Drx-21, Dryer Exhaust Fan, Manuf : Enverex, Model : Bex225X	1	EA	0%	1		\$ 2,381.28	4.500		\$ 387.36	\$ 2,769
312	M-106	M-300,301	Drx-22, Dryer Exhaust Fan, Manuf : Enverex, Model : Bex225X	2	EA	0%	2		\$ 4,762.56	4.500		\$ 774.73	\$ 5,537
313	M-106	M-300,301	Drx-23, Dryer Exhaust Fan, Manuf : Enverex, Model : Bex225X	1	EA	0%	1		\$ 2,381.28	4.500		\$ 387.36	\$ 2,769
314	M-106	M-300,301	Drx-24, Dryer Exhaust Fan, Manuf : Enverex, Model : Bex225X	1	EA	0%	1		\$ 2,381.28	4.500		\$ 387.36	\$ 2,769
315	M-106	M-300,301	Drx-25, Dryer Exhaust Fan, Manuf : Enverex, Model : Bex225X	1	EA	0%	1		\$ 2,381.28	4.500		\$ 387.36	\$ 2,769
316	M-106	M-300,301	Drx-26, Dryer Exhaust Fan, Manuf : Enverex, Model : Bex315X	1	EA	0%	1		\$ 2,381.28	4.500		\$ 387.36	\$ 2,769
317	M-106	M-300,301	Drx-27, Dryer Exhaust Fan, Manuf : Enverex, Model : Bex225X	1	EA	0%	1		\$ 2,381.28	4.500		\$ 387.36	\$ 2,769
318	M-106	M-300,301	Drx-28, Dryer Exhaust Fan, Manuf : Enverex, Model : Bex315X	1	EA	0%	1		\$ 2,381.28	4.500		\$ 387.36	\$ 2,769
319	M-106	M-300,301	Drx-29, Dryer Exhaust Fan, Manuf : Enverex, Model : Bex315X	1	EA	0%	1		\$ 2,381.28	4.500		\$ 387.36	\$ 2,769
320	M-106	M-300,301	Drx-30, Dryer Exhaust Fan, Manuf : Enverex, Model : Bex315X	1	EA	0%	1		\$ 2,381.28	4.500		\$ 387.36	\$ 2,769
321	M-106	M-300,301	Drx-31, Dryer Exhaust Fan, Manuf : Enverex, Model : Bex315X	1	EA	0%	1		\$ 2,381.28	4.500		\$ 387.36	\$ 2,769
322	M-106	M-300,301	Drx-32, Dryer Exhaust Fan, Manuf : Enverex, Model : Bex315X	1	EA	0%	1		\$ 2,381.28	4.500		\$ 387.36	\$ 2,769
323	M-106	M-300,301	Drx-33, Dryer Exhaust Fan, Manuf : Enverex, Model : Bex225X	1	EA	0%	1		\$ 2,381.28	4.500		\$ 387.36	\$ 2,769
324	M-106	M-300,301	Drx-34, Dryer Exhaust Fan, Manuf : Enverex, Model : Bex315X	1	EA	0%	1		\$ 2,381.28	4.500		\$ 387.36	\$ 2,769
	M-106	M-300,301	Mechanical Devices										
325	M-106	M-300,301	Ebb-1, Electric Unit Heater Manuf : Markel Model : F3906-36	3	EA	0%	3			2.750		\$ 710.17	\$ 1,857
326	M-106	M-300,301	Cuh-A, Electric Unit Heater Manuf : Markel Model : 633Do502033B30Dof	2	EA	0%	2			4.500		\$ 774.73	\$ 2,808
327	M-106	M-300,301	Cuh-A, Electric Unit Heater Manuf : Markel Model : 633Do502033B30Dof	1	EA	0%	1			4.500		\$ 387.36	\$ 1,404
	M-106	M-300,301	Dx PACKaged Unit With Energy Recovery										
328	M-106	M-300,301	ERV-B-1 -Dx PACKaged Unit With Energy Recovery, Manuf: Aaon, Supply CFM : 1160	1	EA	0%	1			13.500		\$ 1,162.09	\$ 4,356
329	M-106	M-300,301	ERV-B-2 - Dx PACKaged Unit With Energy Recovery Schedule, Manuf: Aaon , Supply CFM : 1240	1	EA	0%	1			13.500		\$ 1,162.09	\$ 4,356
330	M-106	M-300,301	ERV-B-3 - Dx PACKaged Unit With Energy Recovery, Manuf: Aaon, Supply CFM : 780	1	EA	0%	1			9.000		\$ 774.73	\$ 2,904
331	M-106	M-300,301	ERV-B-4 -Dx PACKaged Unit With Energy Recovery, Manuf: Aaon , Supply CFM : 1340	1	EA	0%	1			13.500		\$ 1,162.09	\$ 4,356
332	M-106	M-300,301	ERV-B-5--Dx PACKaged Unit With Energy Recovery, Manuf: Aaon, Supply CFM : 650	1	EA	0%	1			6.750		\$ 581.05	\$ 2,178
333	M-106	M-300,301	ERV-B--6 -Dx PACKaged Unit With Energy Recovery, Manuf: Aaon, Supply CFM : 1060	1	EA	0%	1			11.250		\$ 968.41	\$ 3,630
334	M-106	M-300,301	RTU C-1 - Dx PACKaged Unit With Energy Recovery, Manuf: Aaon, Supply CFM : 1950	1	EA	0%	1			22.500		\$ 1,936.82	\$ 7,261

357	M-106	M-300,301	Trx-1,Fan , Manuf: Greenheck, Model: G 0998 Vg , RPM: 1725, Motor : 0.25 HP	1	EA	0%	1		2.750		\$ 236.72	\$ 976
358	M-106	M-300,301	Trx-2 , Fan , Manuf: Greenheck, Model: G 0998 Vg , RPM: 1725, Motor : 0.25 HP	1	EA	0%	1		2.750		\$ 236.72	\$ 976
359	M-106	M-300,301	Tx-R-1, Fan , Manuf: Greenheck, Model: Sq97Vg , RPM: 1725, Motor : 0.25 HP	1	EA	0%	1		4.500		\$ 387.36	\$ 1,738
360	M-106	M-300,301	Tx-R-2, Fan , Manuf: Greenheck, Model: Sq97Vg , RPM: 1725, Motor : 0.25 HP	1	EA	0%	1		4.500		\$ 387.36	\$ 1,738
361	M-106	M-300,301	Roof Mechanical Device (Rd Ord)	40	EA	0%	40		2.500		\$ 8,608.10	\$ 26,032
362	M-106	M-300,301	Fire Smoke Damper	2	EA	0%	2		0.377		\$ 68.54	\$ 133
			<u>Mechanical Riser Plan</u>									
			Constant Air Flow Regulators									
363	M-500 To M-504		Constant Air Flow Regulator CFM 225	85	EA	0%	85		0.500		\$ 3,863.07	\$ 19,085
364	M-500 To M-504		Constant Air Flow Regulator CFM 325	34	EA	0%	34		0.750		\$ 2,317.84	\$ 9,229
365	M-500 To M-504		Constant Air Flow Regulator CFM 400	99	EA	0%	99		0.833		\$ 7,495.90	\$ 38,641
366	M-500 To M-504		Constant Air Flow Regulator CFM 75	225	EA	0%	225		0.500		\$ 10,225.77	\$ 36,362
SUB TOTAL									\$ 1,636,128		\$ 1,391,058	\$ 3,027,186
INSURANCE									10%	\$ 163,613	\$ 139,106	\$ 302,719 \$ 323,263
OVERHEAD AND PROFIT									20%	\$ 327,226	\$ 278,212	\$ 605,437 \$ 646,526
TOTAL BASE BID									\$ 2,126,967		\$ 1,808,375	\$ 3,935,342 \$ 4,202,422

HVAC Ducts and Piping Insulation

6/22/2022

Name	Description	Width	Height	Qty	Units	Qty 2	Units	Labor Hour	Labor Rate	Labor Price	Material Rate	Material Price	Price Total
Floor Plans										\$ 100,401.33		\$ 105,044.56	\$ 205,445.89
Basement HVAC Plan													
Rectangular HVAC Duct													
10"X8" Rectangular Duct	R4 Foil Faced Fibreglass Insulation	10.00	8	74	LF	222	SF	0.035		\$ 260.36		\$ 269.73	\$ 530.09
12"X10" Rectangular Duct	R4 Foil Faced Fibreglass Insulation	12.00	10	52	LF	190.67	SF	0.035		\$ 223.62		\$ 231.66	\$ 455.28
12"X8" Rectangular Duct	R4 Foil Faced Fibreglass Insulation	12.00	8	511	LF	1703.3	SF	0.035		\$ 1,997.69		\$ 2,069.55	\$ 4,067.24
14"X8" Rectangular Duct	R4 Foil Faced Fibreglass Insulation	14.00	8	7.51	LF	27.537	SF	0.035		\$ 32.30		\$ 33.46	\$ 65.75
16"X10" Rectangular Duct	R4 Foil Faced Fibreglass Insulation	16.00	10	4.8	LF	20.8	SF	0.035		\$ 24.39		\$ 25.27	\$ 49.67
22"X12" Rectangular Duct	R4 Foil Faced Fibreglass Insulation	22.00	12	6.35	LF	35.983	SF	0.035		\$ 42.20		\$ 43.72	\$ 85.92
48X36 Garage Exhaust Up	R4 Foil Faced Fibreglass Insulation	48.00	36	1	LF	14	SF	0.035		\$ 16.42		\$ 17.01	\$ 33.43
6"X4" Rectangular Duct	R4 Foil Faced Fibreglass Insulation	6.00	4	63	LF	105	SF	0.035		\$ 123.15		\$ 127.58	\$ 250.72
6"X6" Rectangular Duct	R4 Foil Faced Fibreglass Insulation	6.00	6	73.68	LF	147.36	SF	0.035		\$ 172.83		\$ 179.04	\$ 351.87
8"X6" Rectangular Duct	R4 Foil Faced Fibreglass Insulation	8.00	6	16.65	LF	38.85	SF	0.035		\$ 45.56		\$ 47.20	\$ 92.77
8"X8" Rectangular Duct	R4 Foil Faced Fibreglass Insulation	8.00	8	219.6	LF	585.6	SF	0.035		\$ 686.80		\$ 711.50	\$ 1,398.30
90"X24" Rectangular Duct	R4 Foil Faced Fibreglass Insulation	90.00	24	35.75	LF	679.25	SF	0.035		\$ 796.63		\$ 825.29	\$ 1,621.92
Circular HVAC Duct													
7" Dia Circular Duct	R4 Foil Faced Fibreglass Insulation	7.00		79.31	LF	145.27	SF	0.035		\$ 170.37		\$ 176.50	\$ 346.88
Ground HVAC Plan													
Rectangular HVAC Duct													
12"X8" Rectangular Duct	R4 Foil Faced Fibreglass Insulation	12.00	8	615.2	LF	2050.7	SF	0.035		\$ 2,405.05		\$ 2,491.56	\$ 4,896.61
14"X6" Rectangular Duct	R4 Foil Faced Fibreglass Insulation	14.00	6	158	LF	526.67	SF	0.035		\$ 617.68		\$ 639.90	\$ 1,257.58
16"X12" Rectangular Duct	R4 Foil Faced Fibreglass Insulation	16.00	12	191.7	LF	894.41	SF	0.035		\$ 1,048.98		\$ 1,086.71	\$ 2,135.69
48"X24" Rectangular Duct	R4 Foil Faced Fibreglass Insulation	48.00	24	27.8	LF	333.6	SF	0.035		\$ 391.25		\$ 405.32	\$ 796.57
50"X12" Rectangular Duct	R4 Foil Faced Fibreglass Insulation	50.00	12	116	LF	1198.2	SF	0.035		\$ 1,405.21		\$ 1,455.75	\$ 2,860.96
6"X4" Rectangular Duct	R4 Foil Faced Fibreglass Insulation	6.00	4	160.9	LF	268.13	SF	0.035		\$ 314.47		\$ 325.78	\$ 640.25
6"X6" Rectangular Duct	R4 Foil Faced Fibreglass Insulation	6.00	6	292.4	LF	584.8	SF	0.035		\$ 685.86		\$ 710.53	\$ 1,396.39
72"X24" Rectangular Duct	R4 Foil Faced Fibreglass Insulation	72.00	24	50.69	LF	811.04	SF	0.035		\$ 951.20		\$ 985.41	\$ 1,936.61
8"X6" Rectangular Duct	R4 Foil Faced Fibreglass Insulation	8.00	6	205.5	LF	479.38	SF	0.035		\$ 562.23		\$ 582.45	\$ 1,144.68
8"X8" Rectangular Duct	R4 Foil Faced Fibreglass Insulation	8.00	8	457.4	LF	1219.7	SF	0.035		\$ 1,430.52		\$ 1,481.98	\$ 2,912.50
Circular HVAC Duct													
24" Dia Circular Duct	R4 Foil Faced Fibreglass Insulation	24.00		56.6	LF	355.45	SF	0.035		\$ 416.87		\$ 431.87	\$ 848.74
9" Dia Circular Duct	R4 Foil Faced Fibreglass Insulation	9.00		653	LF	1537.9	SF	0.035		\$ 1,803.68		\$ 1,868.56	\$ 3,672.24
7" Dia Circular Duct	R4 Foil Faced Fibreglass Insulation	7.00		63.79	LF	116.84	SF	0.035		\$ 137.03		\$ 141.96	\$ 279.00
Floor 2 HVAC Plan													
Rectangular HVAC Duct													
12"X4" Rectangular Duct	R4 Foil Faced Fibreglass Insulation	12.00	4	35.54	LF	94.773	SF	0.035		\$ 111.15		\$ 115.15	\$ 226.30
12"X8" Rectangular Duct	R4 Foil Faced Fibreglass Insulation	12.00	8	1132	LF	3772.3	SF	0.035		\$ 4,424.24		\$ 4,583.39	\$ 9,007.63
14"X11" Rectangular Duct	R4 Foil Faced Fibreglass Insulation	14.00	11	44.37	LF	184.88	SF	0.035		\$ 216.82		\$ 224.62	\$ 441.45
14"X6" Rectangular Duct	R4 Foil Faced Fibreglass Insulation	14.00	6	40.07	LF	133.57	SF	0.035		\$ 156.65		\$ 162.28	\$ 318.93
14"X8" Rectangular Duct	R4 Foil Faced Fibreglass Insulation	14.00	8	51.29	LF	188.06	SF	0.035		\$ 220.56		\$ 228.50	\$ 449.06
16"X10" Rectangular Duct	R4 Foil Faced Fibreglass Insulation	16.00	10	95	LF	411.67	SF	0.035		\$ 482.81		\$ 500.18	\$ 982.98
16"X8" Rectangular Duct	R4 Foil Faced Fibreglass Insulation	16.00	8	233.1	LF	932.52	SF	0.035		\$ 1,093.67		\$ 1,133.01	\$ 2,226.68
18"X10" Rectangular Duct	R4 Foil Faced Fibreglass Insulation	18.00	10	148	LF	690.67	SF	0.035		\$ 810.02		\$ 839.16	\$ 1,649.18
18"X18" Rectangular Duct	R4 Foil Faced Fibreglass Insulation	18.00	18	72	LF	432	SF	0.035		\$ 506.66		\$ 524.88	\$ 1,031.54
18"X6" Rectangular Duct	R4 Foil Faced Fibreglass Insulation	18.00	6	12	LF	48	SF	0.035		\$ 56.30		\$ 58.32	\$ 114.62
18"X8" Rectangular Duct	R4 Foil Faced Fibreglass Insulation	18.00	8	12.06	LF	52.26	SF	0.035		\$ 61.29		\$ 63.50	\$ 124.79
24"X12" Rectangular Duct	R4 Foil Faced Fibreglass Insulation	24.00	12	63.85	LF	383.1	SF	0.035		\$ 449.30		\$ 465.47	\$ 914.77
24"X8" Rectangular Duct	R4 Foil Faced Fibreglass Insulation	24.00	8	20.44	LF	109.01	SF	0.035		\$ 127.85		\$ 132.45	\$ 260.30

10"X6" Rectangular Duct	R4 Foil Faced Fibreglass Insulation	10.00	6	48.45	LF	129.2	SF	0.035		\$	151.53		\$	156.98	\$	308.51
10"X8" Rectangular Duct	R4 Foil Faced Fibreglass Insulation	10.00	8	28.04	LF	84.12	SF	0.035		\$	98.66		\$	102.21	\$	200.86
12"X10" Rectangular Duct	R4 Foil Faced Fibreglass Insulation	12.00	10	12	LF	44	SF	0.035		\$	51.60		\$	53.46	\$	105.06
12"X4" Rectangular Duct	R4 Foil Faced Fibreglass Insulation	12.00	4	77	LF	205.33	SF	0.035		\$	240.82		\$	249.48	\$	490.30
12"X6" Rectangular Duct	R4 Foil Faced Fibreglass Insulation	12.00	6	310	LF	930	SF	0.035		\$	1,090.72		\$	1,129.95	\$	2,220.67
12"X8" Rectangular Duct	R4 Foil Faced Fibreglass Insulation	12.00	8	940	LF	3133.3	SF	0.035		\$	3,674.81		\$	3,807.00	\$	7,481.81
14"X4" Rectangular Duct	R4 Foil Faced Fibreglass Insulation	14.00	4	134.5	LF	403.5	SF	0.035		\$	473.23		\$	490.25	\$	963.48
14"X6" Rectangular Duct	R4 Foil Faced Fibreglass Insulation	14.00	6	140.7	LF	468.87	SF	0.035		\$	549.89		\$	569.67	\$	1,119.57
14"X8" Rectangular Duct	R4 Foil Faced Fibreglass Insulation	14.00	8	37.99	LF	139.3	SF	0.035		\$	163.37		\$	169.25	\$	332.61
16"X10" Rectangular Duct	R4 Foil Faced Fibreglass Insulation	16.00	10	1092	LF	4733.3	SF	0.035		\$	5,551.28		\$	5,750.96	\$	11,302.24
16"X12" Rectangular Duct	R4 Foil Faced Fibreglass Insulation	16.00	12	157.7	LF	735.93	SF	0.035		\$	863.11		\$	894.16	\$	1,757.27
16"X8" Rectangular Duct	R4 Foil Faced Fibreglass Insulation	16.00	8	392.3	LF	1569.2	SF	0.035		\$	1,840.38		\$	1,906.58	\$	3,746.96
18"X10" Rectangular Duct	R4 Foil Faced Fibreglass Insulation	18.00	10	29.7	LF	138.6	SF	0.035		\$	162.55		\$	168.40	\$	330.95
18"X18" Rectangular Duct	R4 Foil Faced Fibreglass Insulation	18.00	18	330.7	LF	1984.4	SF	0.035		\$	2,327.31		\$	2,411.02	\$	4,738.33
18"X6" Rectangular Duct	R4 Foil Faced Fibreglass Insulation	18.00	6	49.22	LF	196.88	SF	0.035		\$	230.90		\$	239.21	\$	470.11
18"X8" Rectangular Duct	R4 Foil Faced Fibreglass Insulation	18.00	8	252.3	LF	1093.4	SF	0.035		\$	1,282.39		\$	1,328.52	\$	2,610.91
20"X8" Rectangular Duct	R4 Foil Faced Fibreglass Insulation	20.00	8	182	LF	849.33	SF	0.035		\$	996.11		\$	1,031.94	\$	2,028.05
22"X10" Rectangular Duct	R4 Foil Faced Fibreglass Insulation	22.00	10	77.54	LF	413.55	SF	0.035		\$	485.01		\$	502.46	\$	987.47
22"X12" Rectangular Duct	R4 Foil Faced Fibreglass Insulation	22.00	12	60.04	LF	340.23	SF	0.035		\$	399.02		\$	413.38	\$	812.40
24"X10" Rectangular Duct	R4 Foil Faced Fibreglass Insulation	24.00	10	105.3	LF	596.76	SF	0.035		\$	699.88		\$	725.06	\$	1,424.94
24"X12" Rectangular Duct	R4 Foil Faced Fibreglass Insulation	24.00	12	529	LF	3174	SF	0.035		\$	3,722.51		\$	3,856.41	\$	7,578.92
24"X6" Rectangular Duct	R4 Foil Faced Fibreglass Insulation	24.00	6	20.28	LF	101.4	SF	0.035		\$	118.92		\$	123.20	\$	242.12
24"X8" Rectangular Duct	R4 Foil Faced Fibreglass Insulation	24.00	8	216	LF	1152	SF	0.035		\$	1,351.08		\$	1,399.68	\$	2,750.76
28"X14" Rectangular Duct	R4 Foil Faced Fibreglass Insulation	28.00	14	15.65	LF	109.55	SF	0.035		\$	128.48		\$	133.10	\$	261.58
30"X10" Rectangular Duct	R4 Foil Faced Fibreglass Insulation	30.00	10	94	LF	626.67	SF	0.035		\$	734.96		\$	761.40	\$	1,496.36
30"X12" Rectangular Duct	R4 Foil Faced Fibreglass Insulation	30.00	12	35.1	LF	245.7	SF	0.035		\$	288.16		\$	298.53	\$	586.69
30"X14" Rectangular Duct	R4 Foil Faced Fibreglass Insulation	30.00	14	6.64	LF	48.693	SF	0.035		\$	57.11		\$	59.16	\$	116.27
32"X12" Rectangular Duct	R4 Foil Faced Fibreglass Insulation	32.00	12	22.82	LF	167.35	SF	0.035		\$	196.27		\$	203.33	\$	399.59
36"X10" Rectangular Duct	R4 Foil Faced Fibreglass Insulation	36.00	10	15.81	LF	121.21	SF	0.035		\$	142.16		\$	147.27	\$	289.43
36"X12" Rectangular Duct	R4 Foil Faced Fibreglass Insulation	36.00	12	31.58	LF	252.64	SF	0.035		\$	296.30		\$	306.96	\$	603.26
4"X4" Rectangular Duct	R4 Foil Faced Fibreglass Insulation	4.00	4	51.63	LF	68.84	SF	0.035		\$	80.74		\$	83.64	\$	164.38
6"X4" Rectangular Duct	R4 Foil Faced Fibreglass Insulation	6.00	4	446	LF	743.33	SF	0.035		\$	871.79		\$	903.15	\$	1,774.94
6"X6" Rectangular Duct	R4 Foil Faced Fibreglass Insulation	6.00	6	668.5	LF	1337	SF	0.035		\$	1,568.05		\$	1,624.46	\$	3,192.51
8"X5" Rectangular Duct	R4 Foil Faced Fibreglass Insulation	8.00	5	14.54	LF	31.503	SF	0.035		\$	36.95		\$	38.28	\$	75.22
8"X6" Rectangular Duct	R4 Foil Faced Fibreglass Insulation	8.00	6	127.5	LF	297.5	SF	0.035		\$	348.91		\$	361.46	\$	710.37
8"X8" Rectangular Duct	R4 Foil Faced Fibreglass Insulation	8.00	8	472.6	LF	1260.3	SF	0.035		\$	1,478.06		\$	1,531.22	\$	3,009.28
HVAC Piping																
Basement Floor Piping Plan																
1/2" Referigerant Pipe	1" Thickness Armaflex, Armacell Closed Cell Foam	0.50		274.2	LF	35.88	SF	0.035		\$	42.08		\$	57.20	\$	99.28
1/4" Referigerant Pipe	1" Thickness Armaflex, Armacell Closed Cell Foam	0.25		289.4	LF	18.934	SF	0.035		\$	22.21		\$	30.18	\$	52.39
3/8" Referigerant Pipe	1" Thickness Armaflex, Armacell Closed Cell Foam	0.38		103	LF	10.107	SF	0.035		\$	11.85		\$	16.11	\$	27.96
5/8" Referigerant Pipe	1" Thickness Armaflex, Armacell Closed Cell Foam	0.63		106	LF	17.335	SF	0.035		\$	20.33		\$	27.63	\$	47.97
Ground Floor Piping Plan																
1/2" Referigerant Pipe	1" Thickness Armaflex, Armacell Closed Cell Foam	0.50		1244	LF	162.76	SF	0.035		\$	190.88		\$	259.45	\$	450.33
1/4" Referigerant Pipe	1" Thickness Armaflex, Armacell Closed Cell Foam	0.25		1298	LF	84.911	SF	0.035		\$	99.58		\$	135.35	\$	234.94
Floor 2 Piping Plan																
1/2" Referigerant Pipe	1" Thickness Armaflex, Armacell Closed Cell Foam	0.50		2743	LF	358.88	SF	0.035		\$	420.89		\$	572.08	\$	992.97
1/4" Referigerant Pipe	1" Thickness Armaflex, Armacell Closed Cell Foam	0.25		2658	LF	173.88	SF	0.035		\$	203.93		\$	277.17	\$	481.10
3/8" Referigerant Pipe	1" Thickness Armaflex, Armacell Closed Cell Foam	0.38		165	LF	16.191	SF	0.035		\$	18.99		\$	25.81	\$	44.80
5/8" Referigerant Pipe	1" Thickness Armaflex, Armacell Closed Cell Foam	0.63		154	LF	25.185	SF	0.035		\$	29.54		\$	40.15	\$	69.69
Floor 3 Piping Plan																
1/2" Referigerant Pipe	1" Thickness Armaflex, Armacell Closed Cell Foam	0.50		2991	LF	391.32	SF	0.035		\$	458.95		\$	623.80	\$	1,082.75

Edge on Hudson

LIGHTHOUSE LANDING COMMUNITIES, LLC - CLIENT
 30 WEST STREET
 SLEEPY HOLLOW, NY 10591

PROJECT MANAGER
 HIRSH 347 HESSON STREET
 NEW YORK, NY 10014
 T: 212.639.2000

ARCHITECT
 COOKFOX ARCHITECTS, OPC
 230 WEST 47TH STREET, 17TH FLOOR
 NEW YORK, NY 10012
 T: 212.477.2817 F: 212.477.4821

STRUCTURAL ENGINEER
 KIRBY ADAMS OF NEW YORK P.C.
 110 EASTERN AVENUE, SUITE 1503
 WHITE PLAINS, NY 10607
 T: 914.346.2600

MEP ENGINEER
 THORNTON TOMASETTI
 120 BROADWAY
 NEW YORK, NY 10027
 T: 917.481.7800

MEP ENGINEER
 ENGINEER ENGINEERING PLLC
 20 BROADWAY
 NEW YORK, NY 10004
 T: 212.486.2541 F: 212.486.2624

LANDSCAPE ARCHITECT
 FUTURE GREEN STUDIOS
 8 BAY STREET
 BROOKLYN, NY 11201
 T: 718.382.2605

GEOTECHNICAL CONSULTANT
 LANDMARK ENGINEERING
 300 HAMBALL DRIVE, 4TH FLOOR
 FORT LEE, NJ 07624
 T: 973.380.4000 F: 973.380.4801

ENVIRONMENTAL CONSULTANT
 THORNTON TOMASETTI
 120 BROADWAY
 NEW YORK, NY 10027
 T: 917.481.7800

ACOUSTIC CONSULTANT
 THORNTON TOMASETTI
 120 BROADWAY
 NEW YORK, NY 10027
 T: 917.481.7800

CEMEX
 100 AVENUE OF THE AMERICAS, 4TH FLOOR
 NEW YORK, NY 10018
 T: 212.485.0291

- BASEME... 1.0
- 12"X8... 257.8 FT
- 6"X4" ... 23.8 FT
- 12"X10... 40.0 FT
- 8"X6" R... 4.0 FT
- 16"X10"... 4.8 FT
- 8"X8" ... 175.9 FT
- 48X36 G... 1.0
- 7" DI... 176.9 FT
- 10"X8" ... 47.2 FT
- 22"X12"... 6.3 FT
- 6"X6" ... 73.7 FT
- 12"X8" C... 3.0
- 12"X8" V... 3.0
- 8"X8" CO... 1.0
- 8"X8" VO... 1.0
- CARBON ... 4.0
- AIR DIFF... 2.0
- AIR GRI... 29.0
- AIR GRIL... 1.0
- AIR GRIL... 2.0
- AC-A MA... 7.0
- AC-B MA... 1.0
- AC-D MA... 2.0
- AC-G MA... 2.0
- AC-M MA... 1.0
- AC-J MA... 1.0
- CUH-A M... 2.0
- UH-A MA... 2.0
- AC-1 - DNS 1.0



NO.	DATE	DESCRIPTION	BY
01	08.17.2021	10% SCHEMATIC DESIGN	J
02	10.16.2021	30% PROGRESS	J
03	12.17.2021	100% DESIGN DEVELOPMENT	J
04	01.27.2022	REVISED 90% ISS	J
05	04.26.2022	90% CD ISSUE	J
06	05.10.2022	100% FINAL ISSUE	J
07	04.10.2022	90% CD ISSUE	J
08			
09			
10			
11			
12			
13			
14			
15			
16			
17			
18			
19			
20			
21			
22			
23			
24			
25			
26			
27			
28			
29			
30			
31			
32			
33			
34			
35			
36			
37			
38			
39			
40			
41			
42			
43			
44			
45			



Edge on Hudson
 2 LIGHTHOUSE LANDING
 SLEEPY HOLLOW, NY 10591

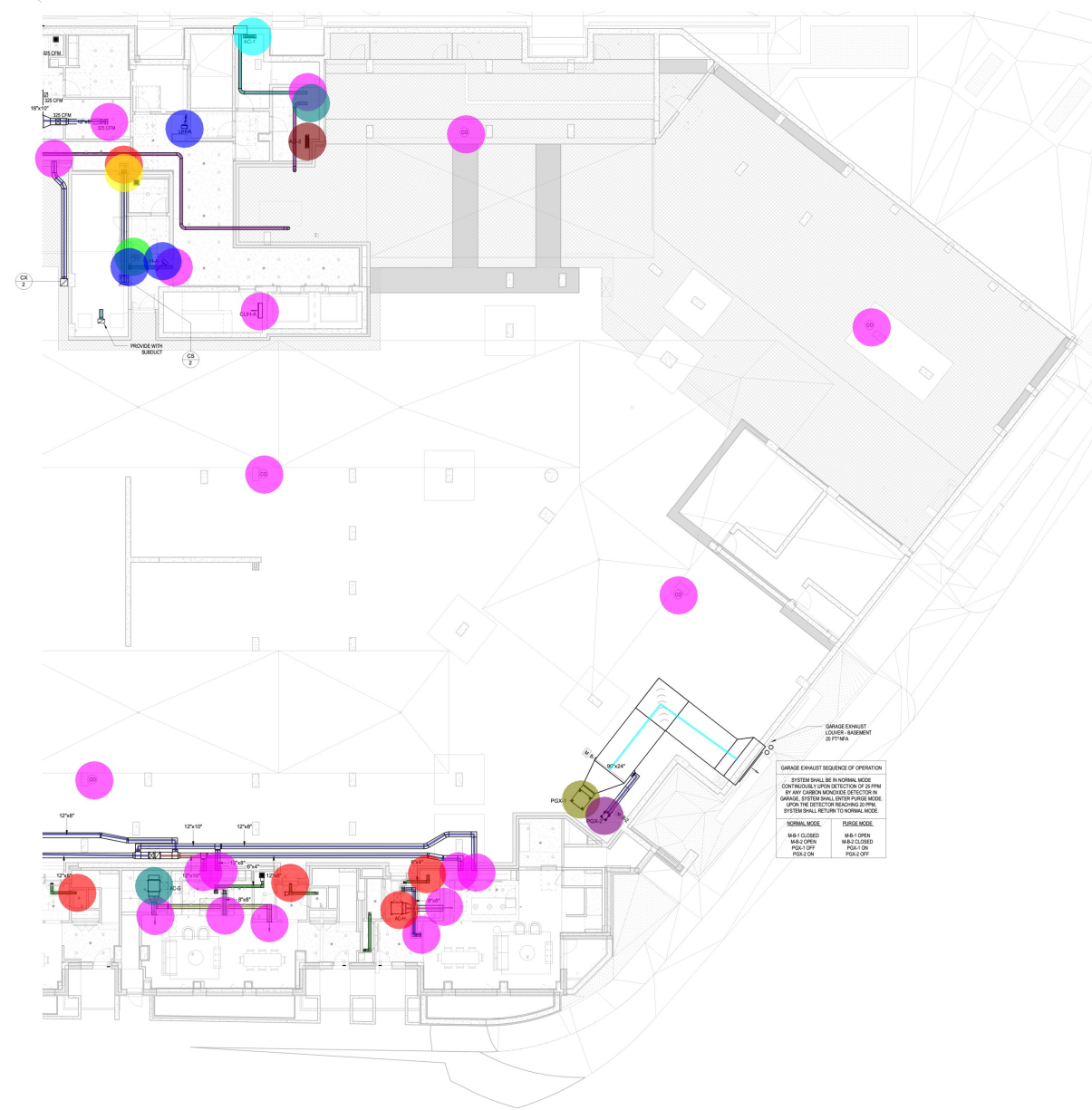
DRAWING TITLE:
 MECHANICAL BASEMENT
 FLOOR PLAN - PART A

SEAL	PROJ NO: XXXX
SCALE:	SHEET SIZE: 48"x36"
DWG NO:	M-100A.00
B SCAN STODER	

NOT FOR CONSTRUCTION

D

4/10/2022 3:51 PM
 C:\Users\jgarcia\Documents\Edge on Hudson\Mechanical\13_mech07.dwg



- BASEMENT FLO... 1.0
- 12"X8" RECT... 254.2 FT
- 7" DIA CIRCU... 79.3 FT
- 8"X8" RECTA... 43.5 FT
- 12"X8" COMBIN... 1.0
- 8"X8" COMBINA... 1.0
- 12"X8" VOLUME/... 1.0
- 8"X8" VOLUME/... 1.0
- CARBON MONO... 5.0
- 90"X24" REC... 35.8 FT
- 12"X10" REC... 11.5 FT
- 6"X4" RECTA... 37.9 FT
- 10"X8" RECT... 25.9 FT
- 8"X6" RECTA... 12.5 FT
- 14"X8" RECTA... 7.5 FT
- AIR GRILL MAN... 13.0
- AIR GRILL MAN... 1.0
- AIR GRILL MAN... 3.0
- UH-A MANUF: M... 2.0
- CUH-A MANUF: ... 1.0
- AC-1 - DNS 1.0
- AC-2 - DNS 1.0
- PGX-1 PARKING... 1.0
- PGX-2 PARKING... 1.0
- AC-G MANUF: D... 1.0
- AC-H MANUF: D... 1.0

2 LIGHHOUSE LANDING COMMUNITIES, LLC CLIENT
310 WEST STREET SLEEPY HOLLOW, NY 10581

310 WEST STREET NEW YORK, NY 10014 T: 212.682.2000	PROJECT MANAGER
COOKFOX ARCHITECTS, CPC 200 WEST 47TH STREET 17TH FLOOR NEW YORK, NY 10120 T: 212.477.2817 F: 212.477.4821	ARCHITECT
KARLY AOKON OF NEW YORK P.C. 111 CENTRAL PARK WEST 1907 NEW YORK, NY 10027 T: 212.468.2000	STRUCTURAL ENGINEER
THORNTON TOMASETTI 120 BROADWAY NEW YORK, NY 10038 T: 212.485.1800	MECHANICAL ENGINEER
ENGINEERING PLLC 200 WEST 47TH STREET NEW YORK, NY 10019 T: 212.482.2511 F: 212.482.2524	MEP ENGINEER
VITRUVIUS DESIGN STUDIO 8 BAY STREET ROCKY HILL, CT 06151 T: 781.382.2605	LANDSCAPE ARCHITECT
LANDMARK ENGINEERING 300 HAMBALL DRIVE, 4TH FLOOR ROSELAND, NJ 07068 T: 973.582.4922 F: 973.582.4821	GEOTECHNICAL CONSULTANT
THORNTON TOMASETTI 120 BROADWAY NEW YORK, NY 10038 T: 212.485.1800	ENVIRONMENTAL CONSULTANT
THORNTON TOMASETTI 120 BROADWAY NEW YORK, NY 10038 T: 212.485.1800	LEED CONSULTANT
CGM 1001 AVE OF THE AMERICAS, 4TH FLOOR NEW YORK, NY 10018 T: 212.482.0291	ACOUSTIC CONSULTANT

ISSUE NO.	DATE	DESCRIPTION	BY
01	08.17.2021	10% SCHEMATIC DESIGN	1
02	10.16.2021	30% PROGRESS	2
03	11.17.2021	100% DESIGN DEVELOPMENT	3
04	01.27.2022	10% HOSIERS 10% ISS	4
05	02.24.2022	30% ISS ISSUE	5
06	03.22.2022	50% HOSIERS ISSUE	6
07	04.14.2022	80% ISS ISSUE	7
08			
09			
10			
11			
12			
13			
14			
15			
16			
17			
18			
19			
20			
21			
22			
23			
24			
25			
26			
27			
28			
29			
30			
31			
32			
33			
34			
35			
36			
37			
38			
39			
40			
41			
42			
43			
44			
45			



Edge on Hudson
2 LIGHHOUSE LANDING
SLEEPY HOLLOW, NY 10581

DRAWING TITLE:
MECHANICAL BASEMENT
FLOOR PLAN - PART B

SEAL	PROJ NO: XXXX
	SCALE:
	SHEET SIZE: 48"X36"
	DWG NO: M-100B.00

8 SCAN STORER

NOT FOR CONSTRUCTION

Edge on Hudson

LIGHTHOUSE LANDING COMMUNITIES, LLC - CLIENT
 30 WOOD STREET
 SLEEPY HOLLOW, NY 10591

347 HUDSON STREET
 NEW YORK, NY 10014
 T: 212.639.2300

COOKFOX ARCHITECTS, P.C.
 230 WEST 47TH STREET, 17TH FLOOR
 NEW YORK, NY 10012
 T: 212.477.2817 F: 212.477.4821

MIRLEY ADORN OF NEW YORK P.C.
 14 LEXINGTON AVE, SUITE 1910
 NEW YORK, NY 10007
 T: 914.368.2600

THORNTON TOMASETTI
 132 BROADWAY
 NEW YORK, NY 10011
 T: 917.481.7800

ENGINEERING PLLC
 25 BROADWAY
 NEW YORK, NY 10004
 T: 212.486.2511 F: 212.486.2524

FUTURE GREEN STUDIO
 45 BAY STREET
 BROOKLYN, NY 11201
 T: 718.383.3905

LANDMARK ENGINEERING
 300 SMALL DRIVE, 4TH FLOOR
 PARSIPPANY, NJ 07654
 T: 973.580.4900 F: 973.580.4901

THORNTON TOMASETTI
 132 BROADWAY
 NEW YORK, NY 10011
 T: 917.481.7800

THORNTON TOMASETTI
 132 BROADWAY
 NEW YORK, NY 10011
 T: 917.481.7800

CGM
 101 AVENUE OF THE AMERICANS, 4TH FLOOR
 NEW YORK, NY 10018
 T: 212.485.0291

ISSUE NO.	DATE	DESCRIPTION	BY
01	01.17.2021	10% SCHEMATIC DESIGN	1
02	01.16.2021	10% PROGRESS	2
03	01.17.2021	10% DESIGN DEVELOPMENT	3
04	02.17.2021	30% DESIGN DEVELOPMENT	4
05	05.25.2021	50% CD ISSUE	5
06	05.25.2021	50% CD ISSUE	6
07	05.25.2021	50% CD ISSUE	7
08	04.16.2022	80% CD ISSUE	8
09			
10			
11			
12			
13			
14			
15			
16			
17			
18			
19			
20			
21			
22			
23			
24			
25			
26			
27			
28			
29			
30			
31			
32			
33			
34			
35			
36			
37			
38			
39			
40			
41			
42			
43			
44			
45			

NO.	DATE	DESCRIPTION	BY
01	01.17.2021	10% SCHEMATIC DESIGN	1
02	01.16.2021	10% PROGRESS	2
03	01.17.2021	10% DESIGN DEVELOPMENT	3
04	02.17.2021	30% DESIGN DEVELOPMENT	4
05	05.25.2021	50% CD ISSUE	5
06	05.25.2021	50% CD ISSUE	6
07	05.25.2021	50% CD ISSUE	7
08	04.16.2022	80% CD ISSUE	8
09			
10			
11			
12			
13			
14			
15			
16			
17			
18			
19			
20			
21			
22			
23			
24			
25			
26			
27			
28			
29			
30			
31			
32			
33			
34			
35			
36			
37			
38			
39			
40			
41			
42			
43			
44			
45			

NO.	DATE	DESCRIPTION	BY
01	01.17.2021	10% SCHEMATIC DESIGN	1
02	01.16.2021	10% PROGRESS	2
03	01.17.2021	10% DESIGN DEVELOPMENT	3
04	02.17.2021	30% DESIGN DEVELOPMENT	4
05	05.25.2021	50% CD ISSUE	5
06	05.25.2021	50% CD ISSUE	6
07	05.25.2021	50% CD ISSUE	7
08	04.16.2022	80% CD ISSUE	8
09			
10			
11			
12			
13			
14			
15			
16			
17			
18			
19			
20			
21			
22			
23			
24			
25			
26			
27			
28			
29			
30			
31			
32			
33			
34			
35			
36			
37			
38			
39			
40			
41			
42			
43			
44			
45			

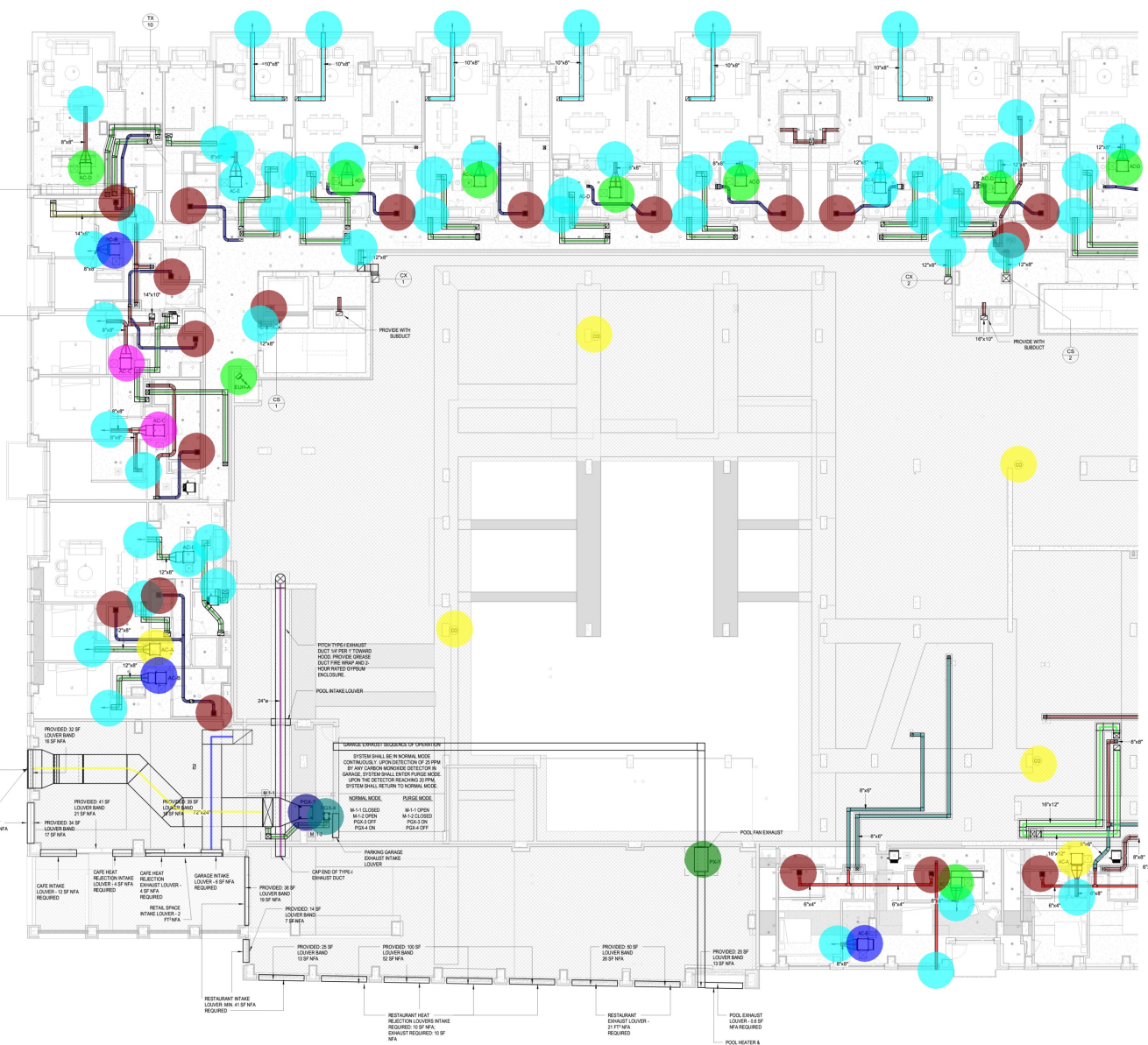


Edge on Hudson
 2 LIGHTHOUSE LANDING
 SLEEPY HOLLOW, NY 10591

DRAWING TITLE:
 MECHANICAL GROUND
 FLOOR PLAN - PART A

SEALED	PROJECT NO. XXXX
	SCALE:
	SHEET SIZE: 48"x36"
	DWG NO. M-101A.00
BY: SCAN STODER	

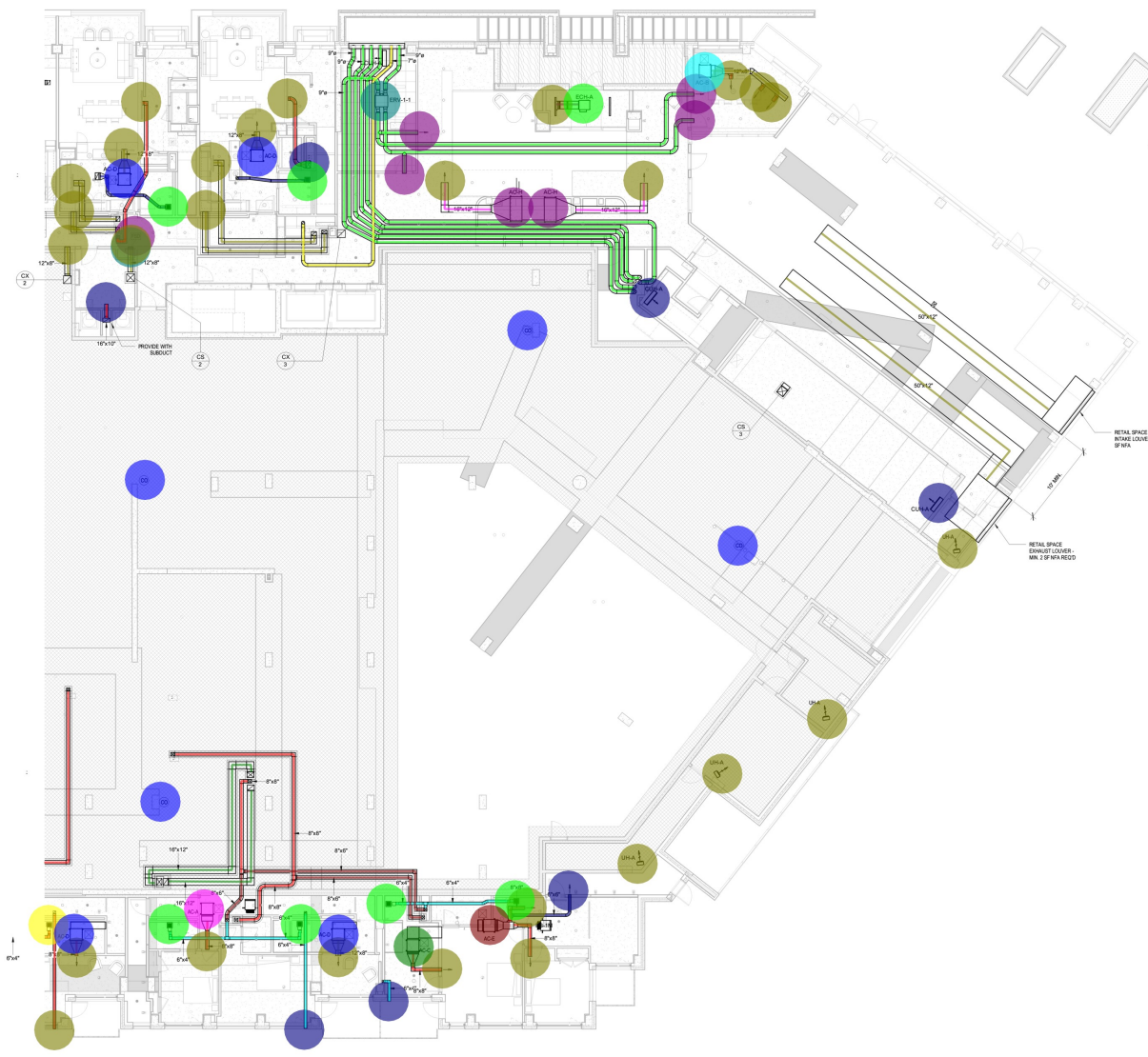
- GROUND ... 1.0
- 14"X6" ... 114.0 FT
- 8"X8" R... 231.7 FT
- 12"X8" ... 483.3 FT
- 14"X6" R... 25.7 FT
- 6"X6" R... 248.8 FT
- 24 DIA E... 56.6 FT
- 8"X6" R... 122.3 FT
- 6"X4" R... 80.1 FT
- 16"X12" ... 77.5 FT
- 72"X24" ... 50.7 FT
- 48"X24" ... 27.8 FT
- 12"X8" VO... 2.0
- 12"X8" CO... 2.0
- AIR GRILL... 50.0
- AIR DIFFU... 17.0
- AC-D MAN... 8.0
- AC-A MAN... 2.0
- AC-B MAN... 3.0
- AC-C MAN... 2.0
- AC-E MAN... 3.0
- PX-1 POOL... 1.0
- PGX-3 PAR... 1.0
- PGX-4 PAR... 1.0
- EUH-A MA... 1.0
- CARBON ... 4.0



D

4/10/2023 3:28 PM
 C:\Users\jacob.m...@cookfox.com\Documents\Edge on Hudson\Mechanical\13_mech_gf_1711.dwg

NOT FOR CONSTRUCTION



- GROUND FLOOR... 1.0
- 12"X8" RECT... 132.0 FT
- 6"X6" RECTA... 43.6 FT
- 12"X8" COMBIN... 1.0
- 12"X8" VOLUME/... 1.0
- 8"X8" RECTA... 225.5 FT
- 9" DIA CIRCU... 653.0 FT
- 7" DIA CIRCU... 63.8 FT
- CARBON MONO... 4.0
- 16"X12" RECT... 32.1 FT
- 6"X4" RECTA... 80.0 FT
- 8"X6" RECTA... 83.0 FT
- 16"X12" RECT... 77.6 FT
- 50"X12" REC... 115.9 FT
- THERMOSTAT 1.0
- 16"X12" RECT... 4.3 FT
- AIR GRILL MAN... 23.0
- AIR GRILL MAN... 4.0
- AIR GRILL MAN... 4.0
- AIR DIFFUSER ... 6.0
- AIR DIFFUSER ... 1.0
- AC-D MANUF: D... 4.0
- AC-A MANUF: D... 1.0
- AC-B MANUF: D... 1.0
- AC-E MANUF: D... 1.0
- AC-C MANUF: D... 1.0
- UH-A MANUF: M... 4.0
- CUH-A MANUF: ... 2.0
- AC-H MANUF: D... 2.0
- ERV-1-1 1.0
- ECH-A - DNS 1.0

Edge on Hudson

2 LIGHHOUSE LANDING COMMUNITIES, LLC CLIENT

310 WEST STREET SLEEPY HOLLOW, NY 10581

310 WEST STREET NEW YORK, NY 10514 T: 212.639.2000	PROJECT MANAGER
COOKFOX ARCHITECTS, APC 200 WEST 57TH STREET 17TH FLOOR NEW YORK, NY 10019 T: 212.477.1200 F: 212.477.4023	ARCHITECT
KARLEY ARCH OF NEW YORK P.C. 111 CENTRAL PARK SOUTH 1912 NEW YORK, NY 10021 T: 212.462.2000	STRUCTURAL ENGINEER
THORNTON TOMASETTI 120 BROADWAY NEW YORK, NY 10038 T: 212.481.7800	MECHANICAL ENGINEER
ENGINEERING PLLC 200 WEST 57TH STREET NEW YORK, NY 10019 T: 212.486.2501 F: 212.481.2624	MEP ENGINEER
HYTUNG DESIGN STUDIO 8 BAY STREET ROCKY HILL, CT 06151 T: 781.302.2005	LANDSCAPE ARCHITECT
LANDMARK ENGINEERING 300 SMALL DRIVE 4TH FLOOR ROSELAND, NJ 07068 T: 973.580.4000 F: 973.580.4001	GEOTECHNICAL CONSULTANT
THORNTON TOMASETTI 120 BROADWAY NEW YORK, NY 10038 T: 212.481.7800	ENVIRONMENTAL CONSULTANT
THORNTON TOMASETTI 120 BROADWAY NEW YORK, NY 10038 T: 212.481.7800	LEED CONSULTANT
OSMA 1001 AVE OF THE AMERICAS 4TH FLOOR NEW YORK, NY 10018 T: 212.485.0511	ACOUSTIC CONSULTANT

ISSUE NO.	DATE	DESCRIPTION	BY
01	08.17.2021	10% SCHEMATIC DESIGN	J
02	10.16.2021	20% PREDESIGN	J
03	12.17.2021	30% DESIGN DEVELOPMENT	J
04	01.21.2022	40% DESIGN DEVELOPMENT	J
05	02.24.2022	50% CD ISSUE	S
06	03.16.2022	50% CD ISSUE	S
07	04.14.2022	60% CD ISSUE	J
08			
09			
10			
11			
12			
13			
14			
15			
16			
17			
18			
19			
20			
21			
22			
23			
24			
25			
26			
27			
28			
29			
30			
31			
32			
33			
34			
35			
36			
37			
38			
39			
40			
41			
42			
43			
44			
45			



Edge on Hudson
2 LIGHHOUSE LANDING
SLEEPY HOLLOW, NY 10581

DRAWING TITLE:
MECHANICAL GROUND
FLOOR PLAN - PART B


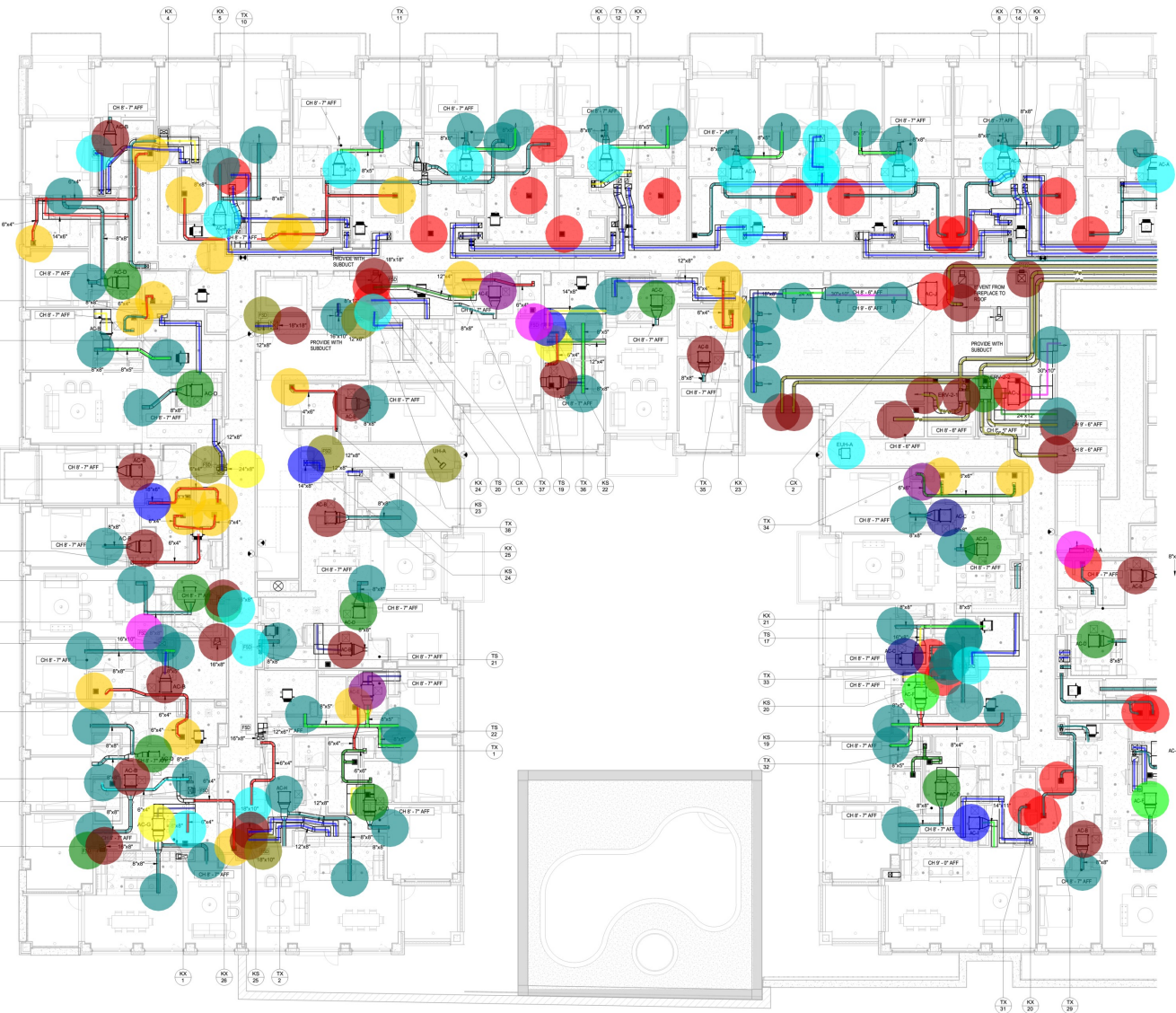
SEAL	PROJ NO: XXXX
	SCALE:
	SHEET SIZE: 48X36"
	DWG NO: M-101B.00

NOT FOR CONSTRUCTION

B SCAN STODER



- 8"X6" RECTANGULA... 19.3 FT
- 14"X11" RECTANGUL... 7.5 FT
- 14"X8" RECTANGUL... 15.5 FT
- 14"X8" RECTANGULAR... 2.0
- 14"X8" FIRE SMOKE D... 1.0
- 8"X8" FIRE SMOKE DA... 2.0
- 16"X8" RECTANGULAR... 3.0
- 16"X8" FIRE SMOKE D... 2.0
- 9 DIA CIRCULAR D... 335.5 FT
- 8"X8" RECTANGUL... 745.5 FT
- 6"X4" RECTANGUL... 284.0 FT
- 8"X5" RECTANGUL... 166.0 FT
- 16"X8" RECTANGUL... 47.5 FT
- 12"X8" RECTANGUL... 730.4 FT
- 12"X8" RECTANGULAR ... 7.0
- 18"X18" RECTANGULA... 4.0
- 12"X4" RECTANGUL... 35.5 FT
- 12"X8" FIRE SMOKE DA... 5.0
- 16"X10" RECTANGUL... 47.4 FT
- 16"X10" RECTANGULA... 2.0
- 14"X6" RECTANGUL... 20.6 FT
- 24"X8" RECTANGUL... 8.4 FT
- 18"X6" RECTANGULAR... 1.0
- 16"X10" FIRE SMOKE ... 1.0
- 18"X10" RECTANGULA... 2.0
- 6"X6" RECTANGULA... 62.1 FT
- 18"X8" RECTANGUL... 12.1 FT
- 18"X6" VOLUME DAMP... 1.0
- 8"X8" VOLUME DAMPER 2.0
- AIR DIFFUSER, MANU... 23.0
- AIR GRILLE, MANUF : ... 62.0
- AIR DIFFUSER, MANU... 22.0
- 12"X4" FIRE SMOKE DA... 1.0
- 30"X10" RECTANG... 34.9 FT
- AIR GRILLE, MANUF : T... 2.0
- AIR DIFFUSER, MANU... 7.0
- 24"X12" RECTANGU... 17.4 FT
- 8"X4" RECTANGULA... 22.2 FT
- FLOOR 2 PLAN PART A 0.0
- 24"X8" RECTANGULAR... 1.0
- AC-A MANUF: DAIKIN M... 8.0
- AC-B MANUF: DAIKIN ... 12.0
- AC-D MANUF: DAIKIN ... 10.0
- AC-C MANUF: DAIKIN ... 2.0
- AC-E MANUF: DAIKIN ... 2.0
- AC-H MANUF: DAIKIN ... 1.0
- AC-J MANUF: DAIKIN M... 2.0
- AC-F MANUF: DAIKIN M... 2.0
- AC-G MANUF: DAIKIN ... 1.0
- AC-I MANUF: DAIKIN M... 1.0
- CUH-A MANUF: MARKE... 1.0
- EUH-A - ELECTRIC UNI... 1.0
- ERV-2-1 MANUF: AAO... 1.0
- ERV-2-2 MANUF: AAO... 1.0
- UH-A MANUF: MARKE... 1.0



Edge on Hudson

2 Lighthouse Landing
Sleepy Hollow, NY 10581

PROJECT MANAGER
ARCHITECT
STRUCTURAL ENGINEER
MECHANICAL ENGINEER
ELECTRICAL ENGINEER
LANDSCAPE ARCHITECT
GEOLOGICAL CONSULTANT
ENVIRONMENTAL CONSULTANT
LEED CONSULTANT
ACOUSTIC CONSULTANT

ISSUE NO.	DATE	DESCRIPTION	BY
01	08.17.2021	100% SCHEMATIC DESIGN	1
02	10.16.2021	10% PERMISSIVE	2
03	12.17.2021	100% DESIGN DEVELOPMENT	3
04	01.27.2022	REVISED 90% ISSU	4
05	05.25.2022	90% CD ISSUE	5
06	08.16.2022	100% FINAL ISSUE	6
07	04.16.2023	90% CD ISSUE	7
08			
09			
10			
11			
12			
13			
14			
15			
16			
17			
18			
19			
20			
21			
22			
23			
24			
25			
26			
27			
28			
29			
30			
31			
32			
33			
34			
35			
36			
37			
38			
39			
40			
41			
42			
43			
44			
45			

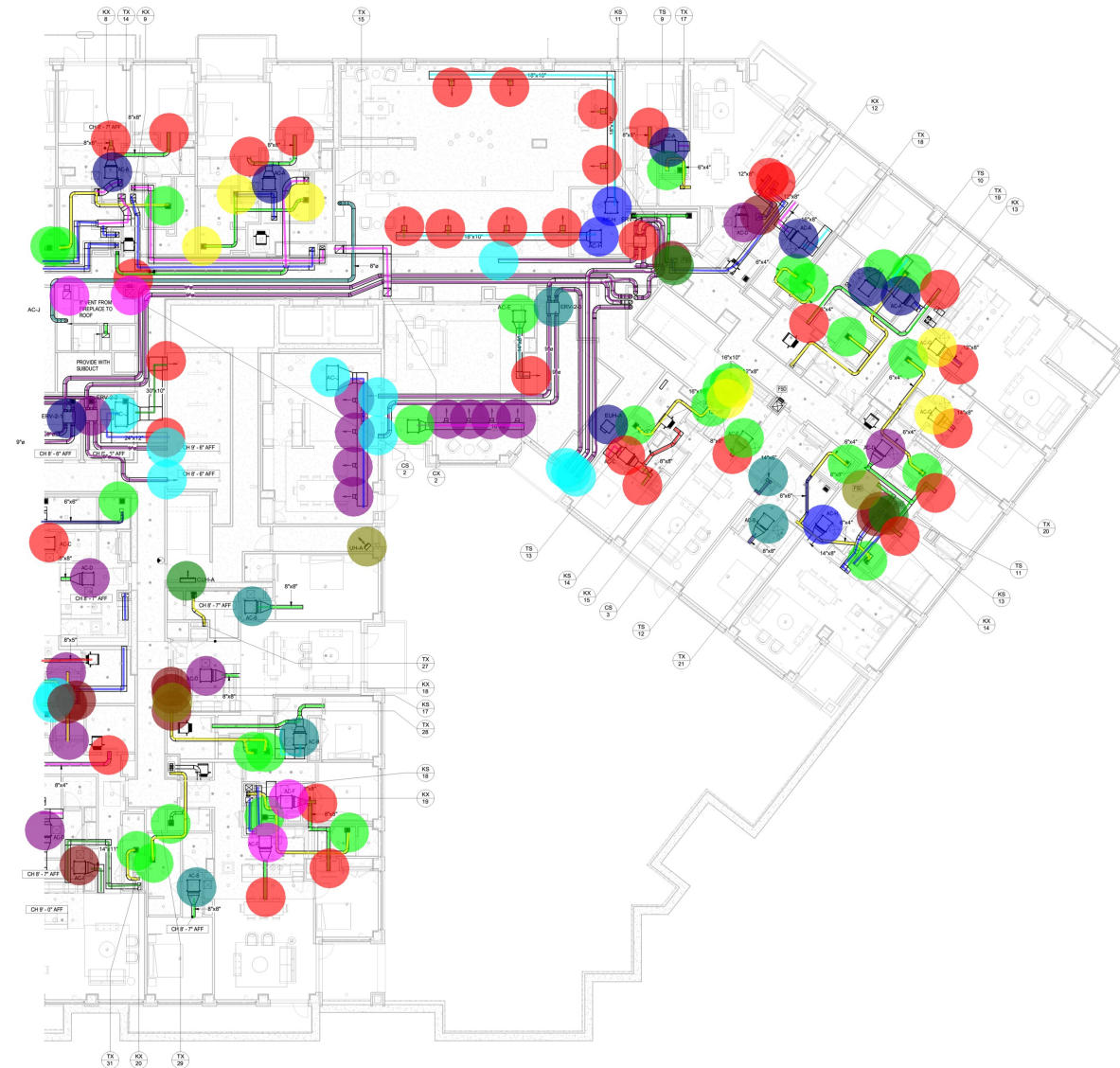


Edge on Hudson
2 Lighthouse Landing
Sleepy Hollow, NY 10581

DRAWING TITLE:
MECHANICAL FLOOR 2 PLAN
- PART A

SCALE:	PROJ. NO. XXXX
SHEET SIZE: 48"X36"	
DWG NO. M-102A.00	
8 SCAN STORER	

NOT FOR CONSTRUCTION



• FLOOR 2 PLAN - PART B	0.0	●
• AIR GRILLE, MANUF : TITUS, ...	10.0	●
• AIR DIFFUSER, MANUF : TIT...	23.0	●
└─ 9 DIA CIRCULAR DUCT	667.4 FT	└─
└─ 8 DIA CIRCULAR DUCT	83.8 FT	└─
• 8 DIA CFIRE SMOKE DAMPER	1.0	●
└─ 8"X8" RECTANGULAR DUCT	286.7 FT	└─
└─ 6"X4" RECTANGULAR DU...	313.1 FT	└─
└─ 16"X8" RECTANGULAR DU...	149.6 FT	└─
└─ 12"X8" RECTANGULAR DU...	233.2 FT	└─
└─ 18"X10" RECTANGULAR D...	124.6 FT	└─
• 12"X8" RECTANGULAR DUCT	7.0	●
• 8"X8" FIRE SMOKE DAMPER	1.0	●
• 12"X8" FIRE SMOKE DAMPER	2.0	●
└─ 6"X6" RECTANGULAR DUCT	27.7 FT	└─
└─ 14"X6" RECTANGULAR DUCT	7.5 FT	└─
• 16"X10" RECTANGULAR DUCT	2.0	●
• 14"X6" RECTANGULAR DUCT	1.0	●
└─ 24"X12" RECTANGULAR D...	46.5 FT	└─
• 16"X10" FIRE SMOKE DAMPER	2.0	●
└─ 8"X4" RECTANGULAR DUCT	14.3 FT	└─
• 6"X4" VOLUME DAMPER	2.0	●
• 6"X4" RECTANGULAR DUCT	2.0	●
└─ 14"X11" RECTANGULAR D...	36.9 FT	└─
• 8"X8" RECTANGULAR DUCT	1.0	●
└─ 8"X5" RECTANGULAR DUCT	21.1 FT	└─
• AIR GRILLE, MANUF : TITUS, ...	30.0	●
└─ 14"X8" RECTANGULAR DUCT	12.1 FT	└─
• AIR DIFFUSER, MANUF : TIT...	3.0	●
• 18"X18" RECTANGULAR DUCT	2.0	●
• AIR DIFFUSER, MANUF : TIT...	8.0	●
└─ 30"X10" RECTANGULAR D...	15.6 FT	└─
• AC-A MANUF: DAIKIN MODEL:...	7.0	●
• AC-D MANUF: DAIKIN MODEL:...	5.0	●
• AC-B MANUF: DAIKIN MODEL:...	4.0	●
• AC-C MANUF: DAIKIN MODEL:...	2.0	●
• AC-E MANUF: DAIKIN MODEL:...	3.0	●
• AC-G MANUF: DAIKIN MODEL:...	2.0	●
• AC-H MANUF: DAIKIN MODEL:...	3.0	●
• AC-F MANUF: DAIKIN MODEL:...	2.0	●
• AC-J MANUF: DAIKIN MODEL: ...	2.0	●
• AC-J MANUF: DAIKIN MODEL: ...	1.0	●
• CUH-A MANUF: MARKEL MOD...	1.0	●
• UH-A MANUF: MARKEL MODE...	1.0	●
• ERV-2-1 MANUF: AAON	1.0	●
• ERV-2-2 MANUF: AAON	1.0	●
• ERV-2-3 MANUF: AAON	1.0	●
• ERV-2-4 MANUF: AAON	1.0	●

COOKFOX

Edge on Hudson

PROJECT MANAGER: HINES HARVEY STREET NEW YORK, NY 10014

ARCHITECT: COOKFOX ARCHITECTS, P.C. 120 WEST 47TH STREET, 17TH FLOOR NEW YORK, NY 10012

MECHANICAL ENGINEER: HARVEY AARON OF NEW YORK, P.C. 110 WEST 47TH STREET, SUITE 1502 NEW YORK, NY 10019

STRUCTURAL ENGINEER: THORNTON TOMASETTI 120 BROADWAY NEW YORK, NY 10037

MEP ENGINEER: DINGER ENGINEERING, PLLC 120 BROADWAY NEW YORK, NY 10037

LANDSCAPE ARCHITECT: WYTHE DESIGN STUDIO 18 BAY STREET BROOKLYN, NY 11201

GEOTECHNICAL CONSULTANT: LANDMARK ENGINEERING 300 SMALL DRIVE, 4TH FLOOR PARKERSBURG, W. VIRGINIA

ENVELOPE CONSULTANT: THORNTON TOMASETTI 120 BROADWAY NEW YORK, NY 10037

ACOUSTIC CONSULTANT: 100 AVENUE OF THE AMERICAS, 4TH FLOOR NEW YORK, NY 10013

ISSUE NO.	DATE	DESCRIPTION
01	08.17.2021	10% SCHEMATIC DESIGN
02	10.08.2021	30% PREDESIGN
03	11.17.2021	100% DESIGN DEVELOPMENT
04	01.27.2022	PERMITS
05	04.26.2022	80% CD ISSUE
06	05.10.2022	100% PERMITS ISSUE
07	04.10.2022	80% CD ISSUE
08		
09		
10		
11		
12		
13		
14		
15		
16		
17		
18		
19		
20		
21		
22		
23		
24		
25		
26		
27		
28		
29		
30		
31		
32		
33		
34		
35		
36		
37		
38		
39		
40		

PROJECT: LIGHTHOUSE LANDING BLOCK H WESTWARD DR

PROJECT: Edge on Hudson 2 LIGHTHOUSE LANDING SLEEPY HOLLOW, NY 10583

DRAWING TITLE: MECHANICAL FLOOR 2 PLAN - PART B

SEAL	PROJ NO: XXXX
	SCALE:
	SHEET SIZE: 48"X36"
	DWG NO: M-102B.00

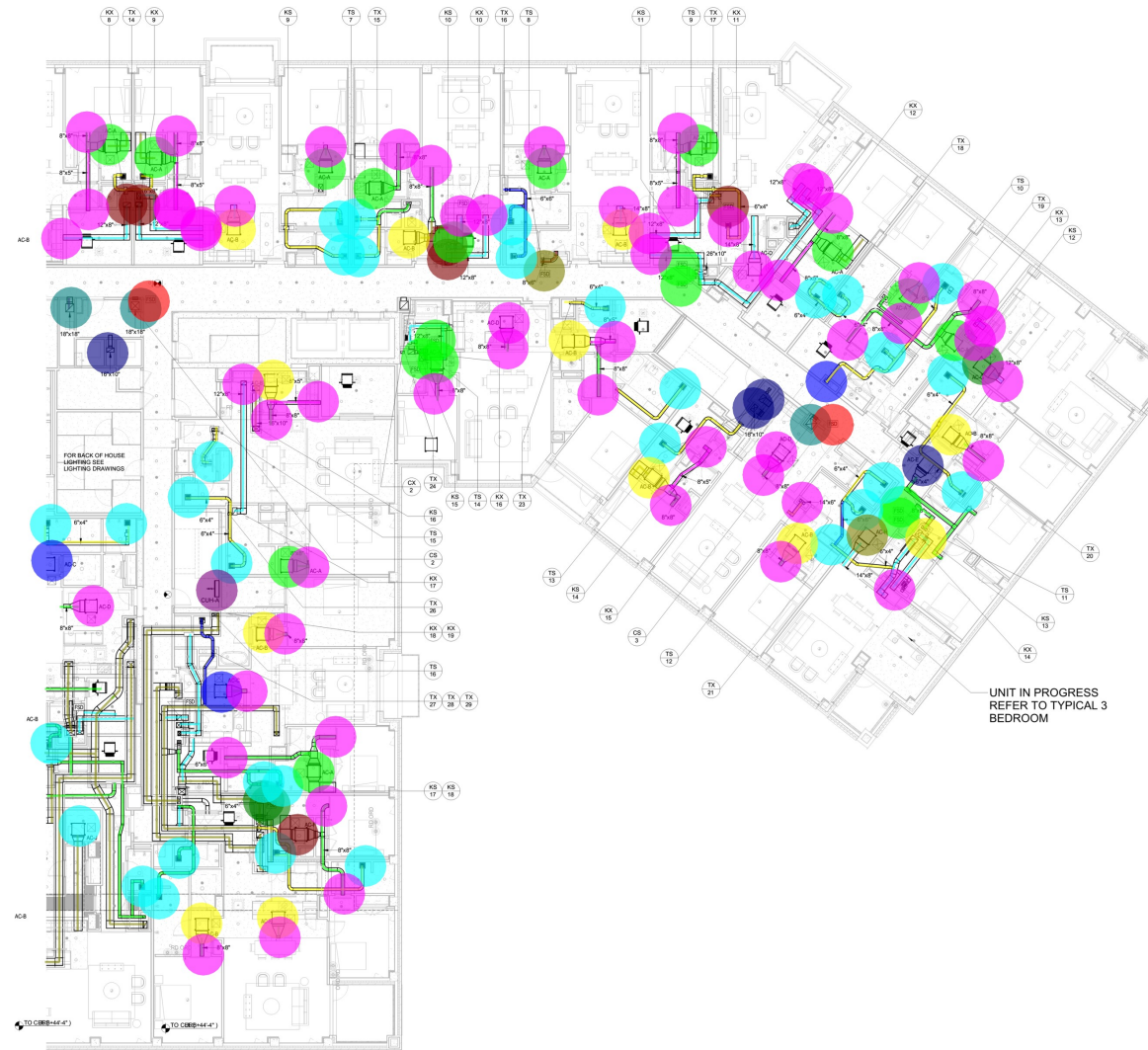
8 CAN STORER

A

B

C

D



- 14"X8" RECTANG... 10.8 FT
- 6"X4" RECTANGUL... 1.0
- 8"X8" RECTANG... 376.5 FT
- 6"X4" RECTANG... 335.7 FT
- 6"X6" RECTANG... 49.1 FT
- 8"X5" RECTANGU... 65.6 FT
- 12"X8" RECTAN... 311.9 FT
- 12"X8" RECTANGUL... 5.0
- 16"X10" RECTA... 441.2 FT
- 16"X10" RECTANGU... 3.0
- 18"X18" RECTAN... 2.0 FT
- 18"X18" RECTANGU... 3.0
- 18"X18" FIRE SMOK... 2.0
- 12"X8" FIRE SMOKE ... 7.0
- 12"X8" VOLUME DA... 1.0
- 14"X6" RECTANGUL... 1.0
- 8"X6" RECTANGUL... 7.0 FT
- 16"X10" FIRE SMOK... 2.0
- 8"X6" FIRE SMOKE ... 1.0
- AIR GRILLE, MANU... 54.0
- AIR DIFFUSER, MA... 31.0
- FLOOR 3 PLAN - PA... 0.0
- AC-A MANUF: DAIKI... 12.0
- AC-B MANUF: DAIKI... 11.0
- AC-C MANUF: DAIKI... 2.0
- AC-D MANUF: DAIKI... 4.0
- AC-J MANUF: DAIKI... 1.0
- AC-F MANUF: DAIKI... 1.0
- AC-G MANUF: DAIKI... 1.0
- AC-H MANUF: DAIKI... 1.0
- AC-E MANUF: DAIKI... 1.0
- CUH-A MANUF: MAR... 1.0



Edge on Hudson

LIGHTHOUSE LANDING COMMERCIAL, LLC - CLIENT
 50 WEST STREET
 SLEEPY HOLLOW, NY 10581

PROJECT MANAGER	INHER
ARCHITECT	COOKFOX ARCHITECTS, P.C. 200 WEST 57TH STREET, 17TH FLOOR NEW YORK, NY 10019 T: 212 477 2881 F: 212 477 4821
STRUCTURAL ENGINEER	THORNTON TOMASETTI 120 BROADWAY NEW YORK, NY 10037 T: 917 481 7800
MEP ENGINEER	DAIKI ENGINEERING PLLC 200 BROADWAY NEW YORK, NY 10037 T: 917 481 7800
LANDSCAPE ARCHITECT	WYTHE DESIGN STUDIO 180 WEST STREET NEW YORK, NY 10037 T: 718 383 2605
GEOTECHNICAL CONSULTANT	LANDER ENGINEERING 300 AMBASSY DRIVE, 4TH FLOOR ROCKY HILL, CT 06154 T: 978 380 4900 F: 978 380 4801
ENVIRONMENTAL CONSULTANT	THORNTON TOMASETTI 120 BROADWAY NEW YORK, NY 10037 T: 917 481 7800
LEED CONSULTANT	THORNTON TOMASETTI 120 BROADWAY NEW YORK, NY 10037 T: 917 481 7800
ACOUSTIC CONSULTANT	1001 AVE OF THE AMERICAS, 4TH FLOOR NEW YORK, NY 10018 T: 212 485 0291

ISSUE NO.	DESCRIPTION	DATE
01	10% SCHEDULE DESIGN	1/11
02	30% SCHEDULE DESIGN	2/11
03	50% SCHEDULE DESIGN	3/11
04	70% SCHEDULE DESIGN	4/11
05	80% SCHEDULE DESIGN	5/11
06	90% SCHEDULE DESIGN	6/11
07	100% SCHEDULE DESIGN	7/11
08		
09		
10		
11		
12		
13		
14		
15		
16		
17		
18		
19		
20		
21		
22		
23		
24		
25		

ISSUE NO.	DESCRIPTION	DATE
01	10% SCHEDULE DESIGN	1/11
02	30% SCHEDULE DESIGN	2/11
03	50% SCHEDULE DESIGN	3/11
04	70% SCHEDULE DESIGN	4/11
05	80% SCHEDULE DESIGN	5/11
06	90% SCHEDULE DESIGN	6/11
07	100% SCHEDULE DESIGN	7/11
08		
09		
10		
11		
12		
13		
14		
15		
16		
17		
18		
19		
20		
21		
22		
23		
24		
25		



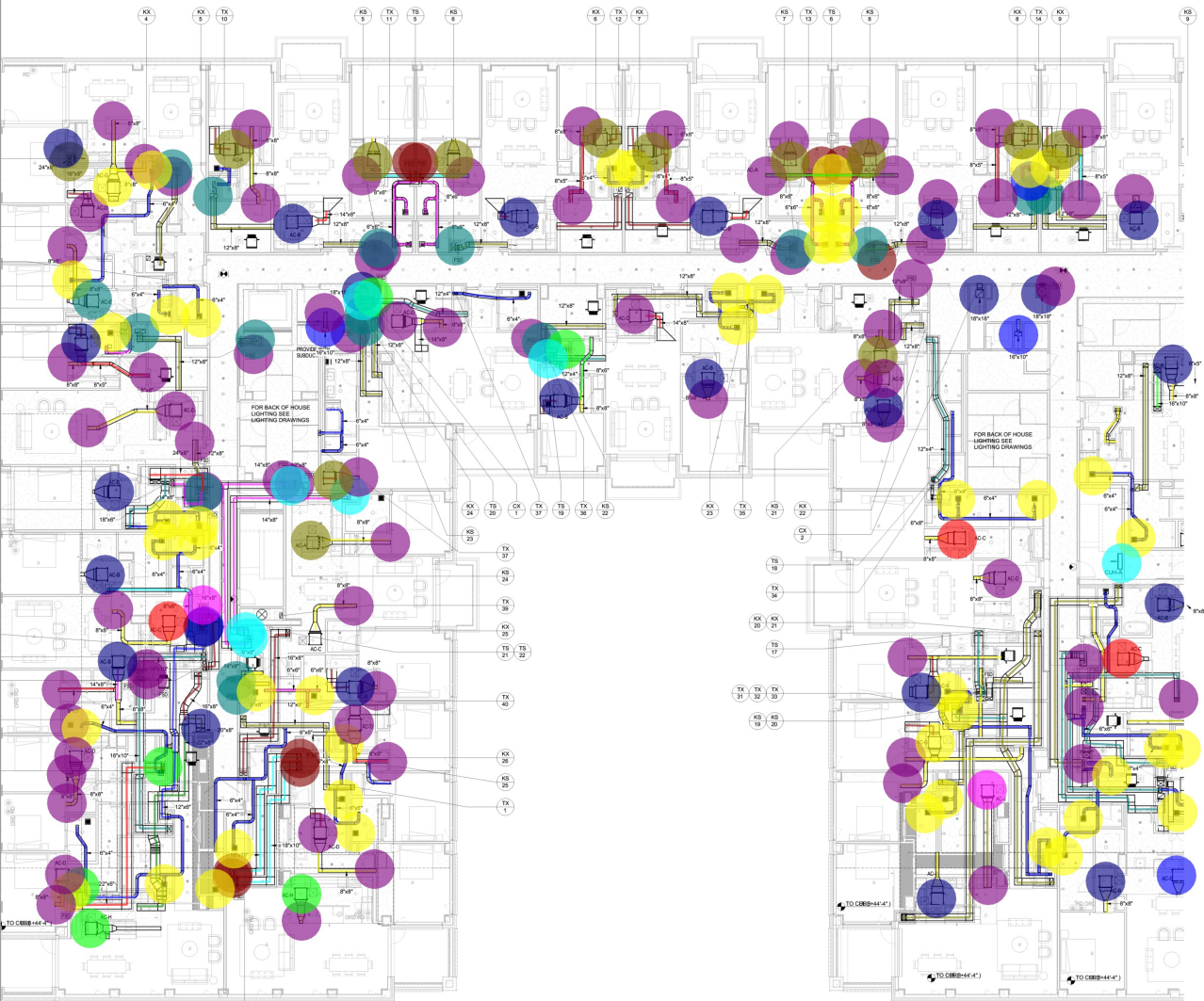
Edge on Hudson
 2 LIGHTHOUSE LANDING
 SLEEPY HOLLOW, NY 10581

DRAWING TITLE:
 MECHANICAL FLOOR 3 PLAN
 - PART B

SEAL	PROJ NO: XXXX
	SCALE:
	SHEET SIZE: 48"X36"
	DWG NO: M-103B.00
8 SCAN STORER	

NOT FOR CONSTRUCTION

- 8"X8" RECTANGULAR ... 356.7 FT
- 6"X4" RECTANGULAR ... 580.4 FT
- 6"X6" RECTANGULAR ... 137.2 FT
- 8"X8" FIRE SMOKE DAMPER 2.0
- 8"X6" RECTANGULAR ... 45.7 FT
- 8"X6" FIRE SMOKE DAMP... 5.0
- 12"X8" RECTANGULAR... 605.5 FT
- 12"X8" FIRE SMOKE DAM... 10.0
- 12"X8" RECTANGULAR D... 14.0
- 8"X5" RECTANGULAR ... 70.7 FT
- 8"X6" RECTANGULAR DUCT 1.0
- 16"X8" RECTANGULAR DU... 2.0
- 8"X5" RECTANGULAR D... 9.1 FT
- 16"X8" RECTANGULAR... 170.8 FT
- 18"X18" RECTANGULAR D... 4.0
- 12"X4" RECTANGULAR... 141.9 FT
- 14"X8" RECTANGULAR ... 15.6 FT
- 12"X4" FIRE SMOKE DAMP... 2.0
- 12"X4" RECTANGULAR DU... 2.0
- 16"X10" RECTANGULAR D... 2.0
- 14"X8" RECTANGULAR... 118.3 FT
- 14"X8" FIRE SMOKE DAMP... 1.0
- 16"X10" RECTANGULA... 149.0 FT
- 22"X6" RECTANGULAR... 46.5 FT
- 22"X6" RECTANGULAR D... 2.0
- 22"X6" VOLUME DAMPER 1.0
- 12"X6" RECTANGULAR ... 45.1 FT
- 16"X8" FIRE SMOKE DAMP... 1.0
- 18"X10" RECTANGULA... 70.8 FT
- 18"X10" RECTANGULAR D... 4.0
- 22"X8" RECTANGULAR... 46.6 FT
- 20"X8" RECTANGULAR ... 5.8 FT
- 20"X8" RECTANGULAR D... 1.0
- 16"X10" FIRE SMOKE DAM... 2.0
- 14"X8" RECTANGULAR DU... 4.0
- 8"X6" RECTANGULAR D... 37.9 FT
- 24"X8" RECTANGULAR D... 1.0
- 24"X8" FIRE SMOKE DAM... 1.0
- AIR GRILLE, MANUF : TIT... 54.0
- 18"X6" RECTANGULAR ... 15.7 FT
- 24"X8" RECTANGULAR... 13.6 FT
- AIR DIFFUSER, MANUF : ... 44.0
- 16"X10" RECTANGULAR ... 7.1 FT
- FLOOR 3 PLAN PART B 0.0
- 18"X18" SMOKE DAMPER 1.0
- AC-A MANUF: DAIKIN MO... 12.0
- AC-B MANUF: DAIKIN MO... 18.0
- AC-D MANUF: DAIKIN MO... 10.0
- AC-E MANUF: DAIKIN MO... 1.0
- AC-C MANUF: DAIKIN MO... 3.0
- AC-H MANUF: DAIKIN MO... 2.0
- AC-G MANUF: DAIKIN MO... 2.0
- AC-F MANUF: DAIKIN MOD... 1.0
- AC-J MANUF: DAIKIN MOD... 1.0
- CUH-A MANUF: MARKEL M... 1.0



Edge on Hudson

Lighthouse Landing Communities, LLC - CLIENT
31 WEST STREET
SLEEPY HOLLOW, NY 10581

31 WEST STREET NEW YORK, NY 10014 1-212-220-2200	PROJECT MANAGER
COOKFOX ARCHITECTS, INC. 200 WEST 47TH STREET, 17TH FLOOR NEW YORK, NY 10012 1-212-477-2217 F 212-477-4213	ARCHITECT
ARLEY ADORN OF NEW YORK P.C. 116 CORTLANDT STREET, 1502 NEW YORK, NY 10007 1-914-368-2000	SITING/CURATOR ENGINEER
THORNTON TOMASETTI 120 BROADWAY NEW YORK, NY 10037 1-917-481-3300	STRUCTURAL ENGINEER
ENGINEER ENGINEERING PLLC 20 BROADWAY NEW YORK, NY 10004 1-212-486-2541 F 212-486-2544	MECH ENGINEER
RYAN GREEN STUDIO 4 BAY STREET ROCKY HILL, CT 06067 1-781-383-2605	LANDSCAPE ARCHITECT
LANDMARK ENGINEERING 300 HAMBALL DRIVE, 4TH FLOOR ROSELAND, NJ 07068 1-973-580-4920 F 973-580-4801	GEOTECHNICAL CONSULTANT
THORNTON TOMASETTI 120 BROADWAY NEW YORK, NY 10037 1-917-481-3300	ENVIRONMENTAL CONSULTANT
THORNTON TOMASETTI 120 BROADWAY NEW YORK, NY 10037 1-917-481-3300	CONSULTANT LEED
CEMEX 1001 AVE OF THE AMERICAS, 4TH FLOOR NEW YORK, NY 10018 1-212-485-0291	ACOUSTIC CONSULTANT

ISSUES	NO.	DATE	DESCRIPTION	STATUS
	01	08.17.2021	10% SCHEMATIC DESIGN	1
	02	10.16.2021	30% PREDESIGN	2
	03	12.17.2021	100% DESIGN DEVELOPMENT	3
	04	01.27.2022	REVISED 80% ISSU	4
	05	04.24.2022	80% CD ISSUE	5
	06	06.22.2022	100% FINAL ISSUE	6
	07	04.16.2022	80% CD ISSUE	7
	08			
	09			
	10			
	11			
	12			
	13			
	14			
	15			
	16			
	17			
	18			
	19			
	20			
	21			
	22			
	23			
	24			
	25			
	26			
	27			
	28			
	29			
	30			
	31			
	32			
	33			
	34			
	35			
	36			
	37			
	38			
	39			
	40			
	41			
	42			
	43			
	44			
	45			



Edge on Hudson
2 Lighthouse Landing
SLEEPY HOLLOW, NY 10581

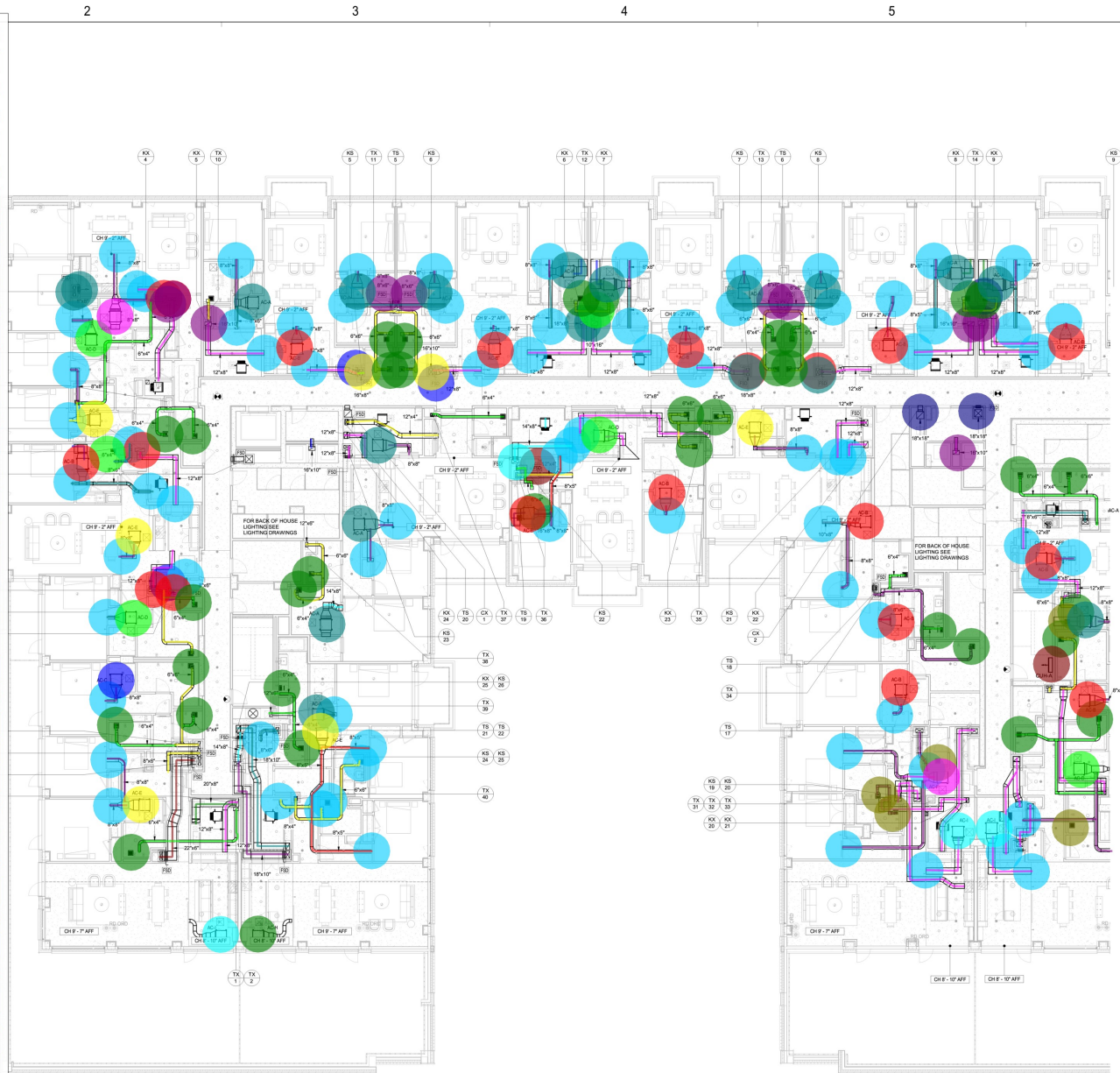
DRAWING TITLE:
MECHANICAL FLOOR 3 PLAN
- PART A

SEAL	PROJ NO: XXXX
	SCALE:
	SHEET SIZE: 48"x36"
	DWG NO:
	M-103A.00

8 SCAN STORER

NOT FOR CONSTRUCTION

- 8"X8" RECTANGULA... 1.0
- 8"X8" RECTANGU... 319.7 FT
- 8"X8" FIRE SMOKE D... 1.0
- 8"X6" VOLUME DAMP... 1.0
- 8"X6" RECTANGU... 142.9 FT
- 8"X6" FIRE SMOKE D... 4.0
- 8"X5" RECTANGU... 57.0 FT
- 6"x6" RECTANGULAR... 1.0
- 6"x6" RECTANGU... 281.3 FT
- 6"x6" FIRE DAMPER 1.0
- 6"x4" RECTANGULAR... 1.0
- 6"x4" RECTANGU... 248.4 FT
- 22"X 6" RECTANG... 26.8 FT
- 20"X8" RECTANG... 12.6 FT
- 18"X8" RECTANGUL... 4.0
- 18"X18" FIRE SMOKE... 2.0
- 18"X18" RECTANGU... 2.0
- 18"X10" RECTANG... 29.9 FT
- 18"X10" RECTAN... 34.8 FT
- 16"X8" RECTANGU... 16.8 FT
- 16"X8" RECTANGUL... 1.0
- 16"X8" RECTANGUL... 2.0
- 16"X8" RECTANGU... 8.6 FT
- 16"X8" RECTANGU... 1.6 FT
- 16"X10" RECTANGU... 5.0
- 16"X10" RECTANG... 3.2 FT
- 16"X10" RECTAN... 18.4 FT
- 14"X8" RECTANGU... 28.1 FT
- 14"X8" FIRE SMOKE ... 1.0
- 12"X8" VOLUME DAM... 1.0
- 12"X8" RECTANGULA... 4.0
- 12"X8" RECTANG... 518.2 FT
- 12"X8" FIRE SMOKE ... 3.0
- 12"X4" RECTANGU... 31.8 FT
- 12"X4" FIRE SMOKE ... 1.0
- 10"X8" RECTANGU... 7.7 FT
- AIR GRILLE, MANUF... 79.0
- AIR DIFFUSER, MAN... 34.0
- AIR DIFFUSER, MAN... 5.0
- FLOOR 4 PLAN - PAR... 0.0
- AC-A MANUF: DAIKI... 14.0
- AC-B MANUF: DAIKI... 13.0
- AC-D MANUF: DAIKIN... 4.0
- AC-E MANUF: DAIKIN... 5.0
- AC-C MANUF: DAIKIN... 1.0
- AC-F MANUF: DAIKIN... 2.0
- AC-I MANUF: DAIKIN ... 3.0
- CUH-A MANUF: MAR... 1.0
- AC-H MANUF: DAIKIN... 1.0



Edge on Hudson

LIGHTHOUSE LANDING COMMUNITIES, LLC - CLIENT
 31 WEST STREET
 SLEEPY HOLLOW, NY 10591

31 WEST STREET NEW YORK, NY 10514 T: 914.382.2000	PROJECT MANAGER
COOKFOX ARCHITECTS, P.C. 230 WEST 47TH STREET, 17TH FLOOR NEW YORK, NY 10120 T: 212.477.2817 F: 212.477.4211	ARCHITECT
SMILEY ARCH OF NEW YORK P.C. 111 UNIVERSITY BLVD, SUITE 1503 NEW YORK, NY 10007 T: 914.382.2000	STRUCTURAL ENGINEER
THORNTON TOMASETTI 120 BROADWAY NEW YORK, NY 10037 T: 917.481.7800	MECHANICAL ENGINEER
ENGINEER ENGINEERS PLLC 25 BROADWAY NEW YORK, NY 10004 T: 212.486.2511 F: 212.486.2624	MEP ENGINEER
FUTURE GREEN STUDIOS 45 BAY STREET ROCKY HILL, CT 06151 T: 718.382.2605	LANDSCAPE ARCHITECT
LANDAM ENGINEERING 300 NASSAU DRIVE, 4TH FLOOR ROSELAND, NJ 07068 T: 973.580.4920 F: 973.580.4801	GEOTECHNICAL CONSULTANT
THORNTON TOMASETTI 120 BROADWAY NEW YORK, NY 10037 T: 917.481.7800	ENVIRONMENTAL CONSULTANT
THORNTON TOMASETTI 120 BROADWAY NEW YORK, NY 10037 T: 917.481.7800	LEED CONSULTANT
OSRAM 100 AVENUE OF THE AMERICAS, 4TH FLOOR NEW YORK, NY 10018 T: 212.485.0291	ACOUSTIC CONSULTANT

ISSUE NO.	DATE	DESCRIPTION	BY
01	08.17.2021	10% SCHEMATIC DESIGN	1
02	09.16.2021	30% PRELIMINARY DESIGN	2
03	12.17.2021	100% DESIGN DEVELOPMENT	3
04	01.27.2022	REVISED 90% ISSU	4
05	02.24.2022	90% CD ISSUE	5
06	05.10.2022	100% FINAL ISSUE	6
07	04.19.2022	90% CD ISSUE	7
08			
09			
10			
11			
12			
13			
14			
15			
16			
17			
18			
19			
20			
21			
22			
23			
24			
25			
26			
27			
28			
29			
30			
31			
32			
33			
34			
35			
36			
37			
38			
39			
40			
41			
42			
43			
44			
45			

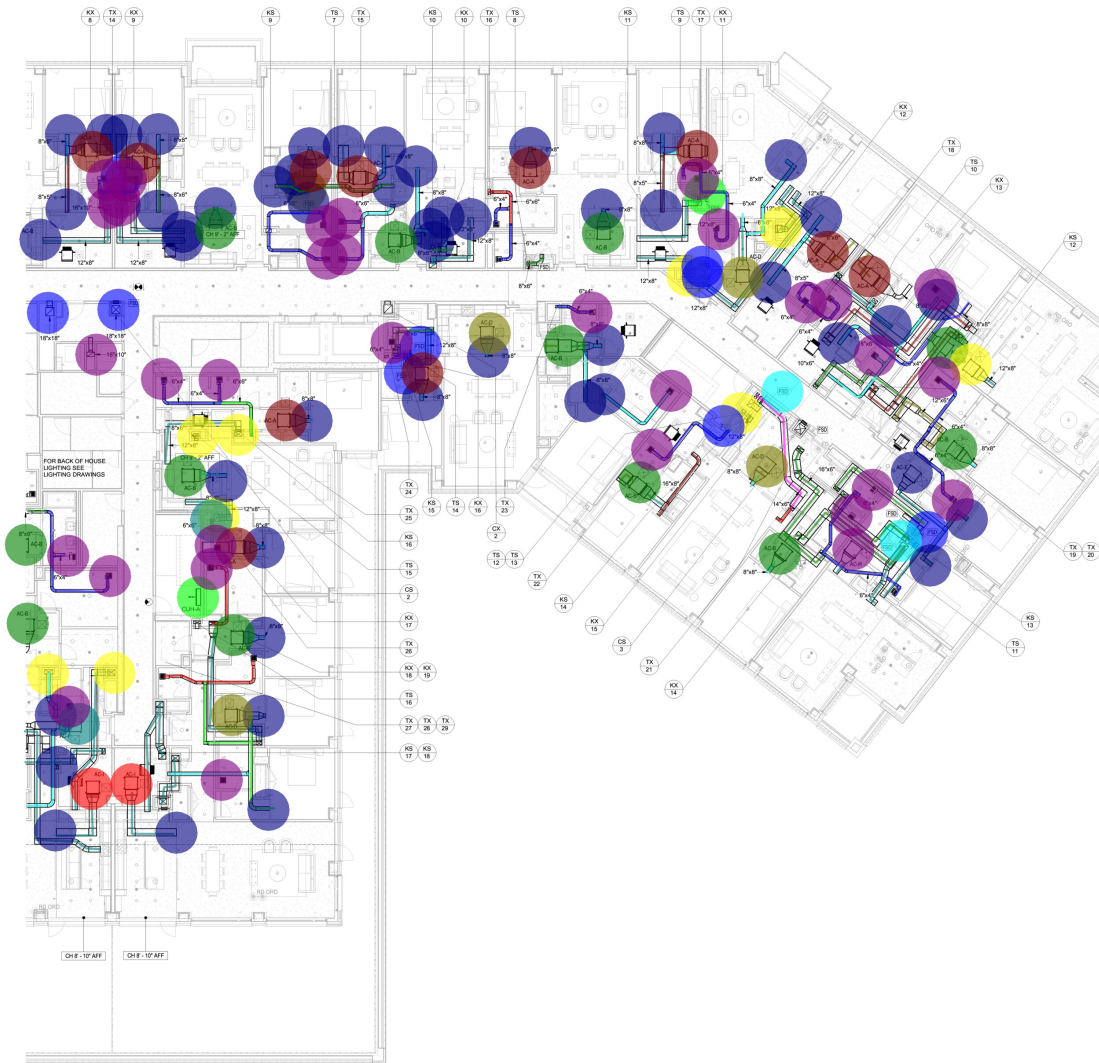


Edge on Hudson
 2 LIGHTHOUSE LANDING
 SLEEPY HOLLOW, NY 10591

DRAWING TITLE:
 MECHANICAL FLOOR 4 PLAN
 - PART A

SEAL	PROJ NO: XXXX
	SCALE:
	SHEET SIZE: 48"X36"
	DWG NO:
	M-104A.00
BY: SCAN STODER	

NOT FOR CONSTRUCTION



- 8"X6" RECTANGULA... 1.0
- 12"X6" RECTANG... 11.4 FT
- 8"X6" FIRE SMOKE ... 3.0
- 12"X8" RECTAN... 474.5 FT
- 6"x6" RECTANGU... 54.6 FT
- 6"x4" FIRE SMOKE D... 1.0
- 12"X8" RECTANGUL... 6.0
- 12"X8" FIRE SMOK... 7.0
- 16"X8" RECTANG... 31.8 FT
- 12" X6" RECTANG... 6.9 FT
- 10"X6" RECTAN... 22.4 FT
- 16"X10" RECTAN... 63.5 FT
- 16"X6" FIRE SMOKE ... 1.0
- 18"X18" RECTANGU... 2.0
- 12"X8" RECTANGUL... 2.0
- 6"x6" RECTANGULA... 1.0
- 16"X10" RECTANG... 4.0
- 16"X6" RECTANG... 100.8 FT
- 16"X8" RECTANG... 14.3 FT
- 14"X6" FIRE SMOKE ... 1.0
- 14"X6" RECTANG... 24.4 FT
- 8"X8" RECTANG... 234.4 FT
- 8"X5" RECTANGU... 21.4 FT
- 6"x6" RECTANGU... 51.8 FT
- 6"x4" RECTANGU... 280.8 FT
- AIR GRILLE, MANU... 46.0
- AIR DIFFUSER, MA... 28.0
- 8"X6" RECTANGU... 53.2 FT
- AC-A MANUF: DAIKI... 11.0
- AC-B MANUF: DAIKI... 12.0
- AC-D MANUF: DAIKI... 4.0
- AC-E MANUF: DAIKI... 1.0
- AC-H MANUF: DAIKI... 1.0
- AC-F MANUF: DAIKI... 1.0
- AC-I MANUF: DAIKIN... 2.0
- CUH-A MANUF: MAR... 1.0
- AC-G MANUF: DAIKI... 1.0

Edge on Hudson

LIGHTHOUSE LANDING COMMUNITIES, LLC - CLIENT
 30 WEST STREET
 SLEEPY HOLLOW, NY 10581

NAME	PROJECT
30 WEST STREET NEW YORK, NY 10014 T: 212.639.2000	MANAGER
COOKFOX ARCHITECTS, P.C. 200 WEST 47TH STREET, 17TH FLOOR NEW YORK, NY 10012 T: 212.477.2811 F: 212.477.4821	ARCHITECT
IRVING ARCH OF NEW YORK P.C. 14 UNION SQUARE, SUITE 1910 NEW YORK, NY 10003 T: 914.368.8200	STRUCTURAL ENGINEER
THORNTON TOMASETTI 120 BROADWAY NEW YORK, NY 10027 T: 917.481.3000	MECHANICAL ENGINEER
DAINGER ENGINEERING PLLC 20 BROADWAY NEW YORK, NY 10006 T: 212.486.2511 F: 212.486.2624	MECHANICAL ENGINEER
WYTHE DESIGN STUDIO 45 BAY STREET ROCKY HILL, CT 06151 T: 718.302.2605	LANDSCAPE ARCHITECT
LANDAU ENGINEERING 300 NASSAU DRIVE, 4TH FLOOR ROSELAND, NJ 07068 T: 973.580.4900 F: 973.580.4801	GEOTECHNICAL CONSULTANT
THORNTON TOMASETTI 120 BROADWAY NEW YORK, NY 10027 T: 917.481.3000	ENVIRONMENTAL CONSULTANT
THORNTON TOMASETTI 120 BROADWAY NEW YORK, NY 10027 T: 917.481.3000	ACOUSTIC CONSULTANT
CGM 101 AVE OF THE AMERICAS, 4TH FLOOR NEW YORK, NY 10019 T: 212.486.0291	ACOUSTIC CONSULTANT

ISSUE	DATE	DESCRIPTION	BY
01	01.11.2021	10% SCHEMATIC DESIGN	1
02	01.28.2021	30% PREDESIGN	2
03	01.11.2021	100% DESIGN DEVELOPMENT	3
04	01.27.2022	80% CONSTRUCTION	4
05	04.26.2022	80% CD ISSUE	5
06	01.28.2022	100% FINAL ISSUE	6
07	04.16.2022	80% CD ISSUE	7
08			
09			
10			
11			
12			
13			
14			
15			
16			
17			
18			
19			
20			
21			
22			
23			
24			
25			
26			
27			
28			
29			
30			
31			
32			
33			
34			
35			
36			
37			
38			
39			
40			
41			
42			
43			
44			
45			



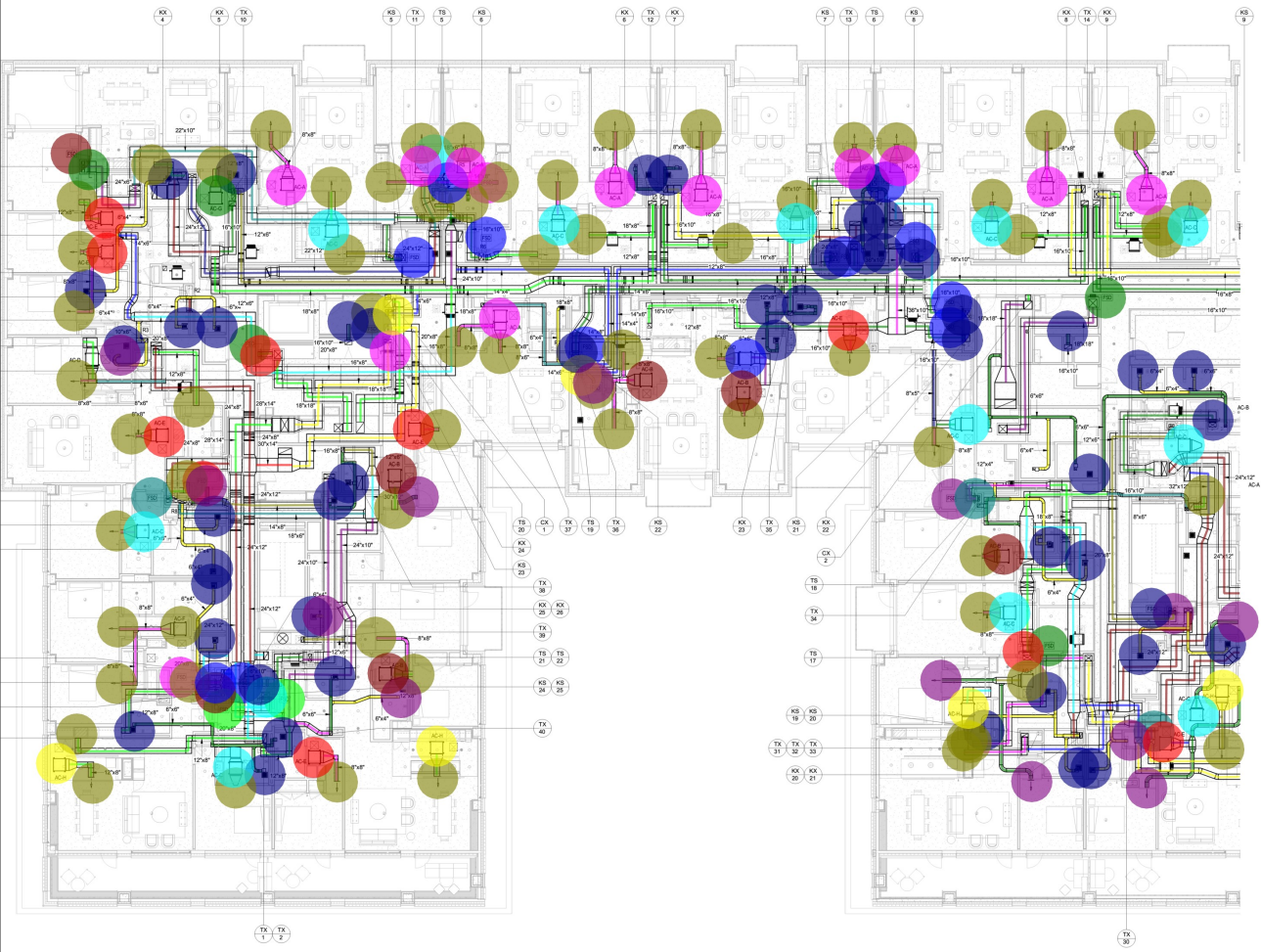
Edge on Hudson
 2 LIGHTHOUSE LANDING
 SLEEPY HOLLOW, NY 10581

DRAWING TITLE:
 MECHANICAL FLOOR 4 PLAN
 - PART B

SEAL	PROJ NO: XXXX
	SCALE:
	SHEET SIZE: 48"x36"
	DWG NO: M-104B.00
8 SCAN STUDER	

NOT FOR CONSTRUCTION

- 1.0 FLOOR 5 PLAN - PART A
- 20.3 FT 24"X6" RECTANGULAR DOCT
- 67.4 FT 22"X10" RECTANGULAR DOCT
- 315.3 FT 12"X8" RECTANGULAR DOCT
- 291.1 FT 6"X4" RECTANGULAR DOCT
- 92.6 FT 14"X6" RECTANGULAR DOCT
- 215.1 FT 8"X8" RECTANGULAR DOCT
- 147.0 FT 20"X8" RECTANGULAR DOCT
- 255.5 FT 24"X12" RECTANGULAR DOCT
- 424.4 FT 16"X10" RECTANGULAR DOCT
- 156.1 FT 12"X6" RECTANGULAR DOCT
- 60.0 FT 22"X12" RECTANGULAR DOCT
- 105.3 FT 24"X10" RECTANGULAR DOCT
- 49.2 FT 18"X6" RECTANGULAR DOCT
- 208.4 FT 18"X8" RECTANGULAR DOCT
- 218.7 FT 16"X8" RECTANGULAR DOCT
- 91.3 FT 14"X4" RECTANGULAR DOCT
- 15.8 FT 36"X10" RECTANGULAR DOCT
- 35.1 FT 30"X12" RECTANGULAR DOCT
- 67.8 FT 24"X8" RECTANGULAR DOCT
- 348.5 FT 6"X6" RECTANGULAR DOCT
- 38.0 FT 14"X8" RECTANGULAR DOCT
- 14.5 FT 8"X5" RECTANGULAR DOCT
- 64.2 FT 18"X18" RECTANGULAR DOCT
- 57.7 FT 8"X6" RECTANGULAR DOCT
- 6.6 FT 30"X14" RECTANGULAR DOCT
- 15.7 FT 28"X14" RECTANGULAR DOCT
- 48.5 FT 10"X6" RECTANGULAR DOCT
- 11.1 FT 32"X12" RECTANGULAR DOCT
- 68.7 FT 12"X4" RECTANGULAR DOCT
- 51.6 FT 26"X8" RECTANGULAR DOCT
- 9.8 FT 10"X8" RECTANGULAR DOCT
- 9.0 16"X10" COMBINATION FIRE/SM...
- 2.0 8"X8" COMBINATION FIRE/SMO...
- 1.0 18"X6" COMBINATION FIRE/SMO...
- 3.0 24"X6" COMBINATION FIRE/SMO...
- 2.0 18"X8" COMBINATION FIRE/SMO...
- 2.0 14"X6" COMBINATION FIRE/SMO...
- 2.0 16"X6" COMBINATION FIRE/SMO...
- 1.0 12"X4" COMBINATION FIRE/SMO...
- 1.0 12"X8" COMBINATION FIRE/SMO...
- 1.0 14"X8" COMBINATION FIRE/SMO...
- 2.0 20"X8" COMBINATION FIRE/SMO...
- 8.0 16"X10" VOLUME/BALANCING D...
- 1.0 12"X6" VOLUME/BALANCING DA...
- 2.0 14"X4" VOLUME/BALANCING DA...
- 2.0 18"X8" VOLUME/BALANCING DA...
- 2.0 14"X6" VOLUME/BALANCING DA...
- 1.0 16"X8" VOLUME/BALANCING DA...
- 1.0 20"X8" VOLUME/BALANCING DA...
- 1.0 12"X8" VOLUME/BALANCING DA...
- 1.0 24"X6" VOLUME/BALANCING DA...
- 62.0 AIR GRILL MANUF: TITUS MOD...
- 39.0 AIR DIFFUSER MANUF: TITUS ...
- 11.0 AIR GRILL MANUF: TITUS MOD...
- 7.0 AC-E MANUF: DAIKIN MODEL: F...
- 4.0 AC-H MANUF: DAIKIN MODEL: F...
- 1.0 AC-D MANUF: DAIKIN MODEL: F...
- 10.0 AC-A MANUF: DAIKIN MODEL: F...
- 11.0 AC-C MANUF: DAIKIN MODEL: ...
- 5.0 AC-B MANUF: DAIKIN MODEL: F...
- 1.0 AC-G MANUF: DAIKIN MODEL: F...
- 2.0 AC-F MANUF: DAIKIN MODEL: F...



Edge on Hudson

LIGHTHOUSE LANDINGS COMMUNITEL, LLC - CLIENT
 310 WEST STREET
 SLEEPY HOLLOW, NY 10581

310 WEST STREET NEW YORK, NY 10014 T: 212.530.2000	PROJECT MANAGER
COOKFOX ARCHITECTS, P.C. 200 WEST 47TH STREET, 17TH FLOOR NEW YORK, NY 10018 T: 212.477.8700 F: 212.477.4021	ARCHITECT
SMILEY HORN OF NEW YORK P.C. 115 BROADWAY, 8TH FLOOR NEW YORK, NY 10007 T: 914.368.2000	STRUCTURAL ENGINEER
THORNTON TOMASETTI 120 BROADWAY NEW YORK, NY 10037 T: 917.481.3000	MECH ENGINEER
ENGINEERING PLLC 120 BROADWAY NEW YORK, NY 10037 T: 212.482.2511 F: 212.482.2524	MECH ENGINEER
FUTURE GREEN STUDIO 8 BAY STREET ROCKY HILL, CT 06151 T: 718.382.2000	LANDSCAPE ARCHITECT
LANDMARK ENGINEERING 300 MARSHALL DRIVE, 4TH FLOOR ROSELAND, NJ 07068 T: 973.580.4000 F: 973.580.4001	GEOTECHNICAL CONSULTANT
THORNTON TOMASETTI 120 BROADWAY NEW YORK, NY 10037 T: 917.481.3000	ENVIRONMENTAL CONSULTANT
THORNTON TOMASETTI 120 BROADWAY NEW YORK, NY 10037 T: 917.481.3000	LEED CONSULTANT
CGM 1001 AVE OF THE AMERICAS, 4TH FLR NEW YORK, NY 10018 T: 212.485.0291	ACOUSTIC CONSULTANT

ISSUE NO.	DATE	DESCRIPTION	BY
01	08.17.2021	10% SCHEMATIC DESIGN	1
02	10.20.2021	30% PREDESIGN	2
03	12.17.2021	50% DESIGN DEVELOPMENT	3
04	01.27.2022	80% DESIGN DEVELOPMENT	4
05	04.25.2022	90% CD ISSUE	5
06	06.10.2022	95% CD ISSUE	6
07	04.10.2022	90% CD ISSUE	7
08			
09			
10			
11			
12			
13			
14			
15			
16			
17			
18			
19			
20			
21			
22			
23			
24			
25			
26			
27			
28			
29			
30			
31			
32			
33			
34			
35			
36			
37			
38			
39			
40			
41			
42			
43			
44			
45			



Edge on Hudson
 2 LIGHTHOUSE LANDINGS
 SLEEPY HOLLOW, NY 10581

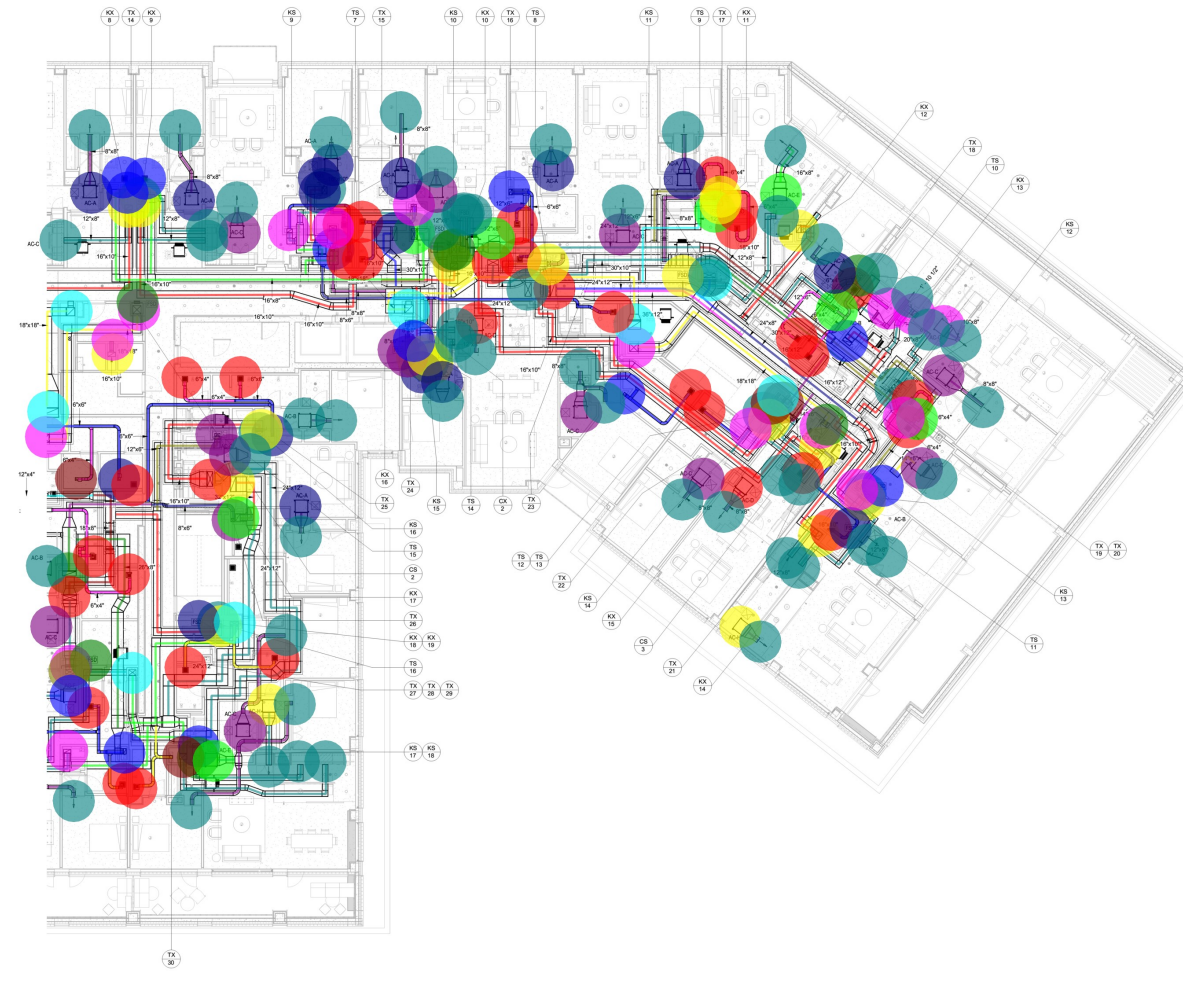
DRAWING TITLE:
 MECHANICAL FLOOR 5 PLAN
 - PART A

SEAL	PROJ NO: XXXX
	SCALE:
	SHEET SIZE: 48"x36"
	DWG NO:
	M-105A.00

8 SCAN STUDER

NOT FOR CONSTRUCTION

A
B
C
D



- FLOOR 5 PLAN - PART B
- 8"X8" RECTANGULAR DUCT 223.8 FT
- 12"X8" RECTANGULAR DUCT 370.7 FT
- 16"X10" RECTANGULAR DUCT 475.8 FT
- 16"X8" RECTANGULAR DUCT 125.6 FT
- 18"X18" RECTANGULAR DUCT 170.5 FT
- 6"X6" RECTANGULAR DUCT 259.5 FT
- 6"X4" RECTANGULAR DUCT 143.5 FT
- 12"X4" RECTANGULAR DUCT 8.3 FT
- 18"X8" RECTANGULAR DUCT 31.8 FT
- 26"X8" RECTANGULAR DUCT 51.5 FT
- 12"X6" RECTANGULAR DUCT 106.7 FT
- 8"X8" RECTANGULAR DUCT 46.1 FT
- 10"X8" RECTANGULAR DUCT 19.1 FT
- 24"X12" RECTANGULAR DUCT 226.0 FT
- 32"X12" RECTANGULAR DUCT 11.7 FT
- 16"X12" RECTANGULAR DUCT 89.4 FT
- 4"X4" RECTANGULAR DUCT 51.6 FT
- 30"X10" RECTANGULAR DUCT 45.6 FT
- 36"X12" RECTANGULAR DUCT 31.6 FT
- 12"X10" RECTANGULAR DUCT 28.0 FT
- 18"X10" RECTANGULAR DUCT 29.7 FT
- 16"X12" RECTANGULAR DUCT 32.3 FT
- 14"X4" RECTANGULAR DUCT 31.4 FT
- 24"X8" RECTANGULAR DUCT 32.7 FT
- 14"X6" RECTANGULAR DUCT 24.0 FT
- 22"X10" RECTANGULAR DUCT 9.8 FT
- 20"X8" RECTANGULAR DUCT 23.6 FT
- 16"X8" RECTANGULAR DUCT 2.0
- 16"X10" RECTANGULAR DUCT 9.0
- 16"X8" RECTANGULAR DUCT 2.0
- 18"X18" RECTANGULAR DUCT 4.0
- 18"X18" RECTANGULAR DUCT 4.0
- 6"X4" RECTANGULAR DUCT 1.0
- 26"X8" RECTANGULAR DUCT 1.0
- 6"X6" RECTANGULAR DUCT 2.0
- 12"X6" RECTANGULAR DUCT 1.0
- 16"X10" RECTANGULAR DUCT 7.0
- 24"X12" RECTANGULAR DUCT 3.0
- 12"X6" RECTANGULAR DUCT 3.0
- 8"X8" RECTANGULAR DUCT 3.0
- 6"X6" RECTANGULAR DUCT 6.0
- 12"X8" RECTANGULAR DUCT 3.0
- 16"X12" RECTANGULAR DUCT 2.0
- 16"X12" RECTANGULAR DUCT 1.0
- 12"X8" RECTANGULAR DUCT 3.0
- 18"X8" RECTANGULAR DUCT 1.0
- 30"X10" RECTANGULAR DUCT 1.0
- 30"X10" RECTANGULAR DUCT 2.0
- 30"X10" RECTANGULAR DUCT 2.0
- 30"X10" RECTANGULAR DUCT 1.0
- 24"X12" RECTANGULAR DUCT 1.0
- 12"X10" RECTANGULAR DUCT 1.0
- 20"X8" RECTANGULAR DUCT 1.0
- 14"X4" RECTANGULAR DUCT 1.0
- 14"X6" RECTANGULAR DUCT 1.0
- 14"X6" RECTANGULAR DUCT 1.0
- 18"X18" COMBINATION FIRE/SMOKE DAMPER 2.0
- 16"X10" COMBINATION FIRE/SMOKE DAMPER 5.0
- 8"X6" COMBINATION FIRE/SMOKE DAMPER 1.0
- 12"X8" COMBINATION FIRE/SMOKE DAMPER 2.0
- 8"X8" COMBINATION FIRE/SMOKE DAMPER 1.0
- 12"X10" COMBINATION FIRE/SMOKE DAMPER 1.0
- 30"X10" COMBINATION FIRE/SMOKE DAMPER 1.0
- 14"X4" COMBINATION FIRE/SMOKE DAMPER 1.0
- 16"X10" VOLUME/BALANCING DAMPER 5.0
- 16"X12" VOLUME/BALANCING DAMPER 1.0
- 18"X8" VOLUME/BALANCING DAMPER 1.0
- 30"X10" VOLUME/BALANCING DAMPER 1.0
- 14"X6" VOLUME/BALANCING DAMPER 1.0
- 18"X18" VOLUME/BALANCING DAMPER 1.0
- 12"X8" VOLUME/BALANCING DAMPER 1.0
- AIR GRILL MANUF: TITUS MODEL: 355RL 47.0
- AIR DIFFUSER MANUF: TITUS MODEL: 350RL 28.0
- AIR DIFFUSER MANUF: TITUS MODEL: 355RL 3.0
- AIR GRILL MANUF: TITUS MODEL: 350RL 3.0
- AC-A MANUF: DAIKIN MODEL: FXSQ05TAVJU 9.0
- AC-C MANUF: DAIKIN MODEL: FXSQ09TAVJU 10.0
- AC-B MANUF: DAIKIN MODEL: FXSQ07TAVJU 3.0
- AC-D MANUF: DAIKIN MODEL: FXSQ12TAVJU 2.0
- AC-E MANUF: DAIKIN MODEL: FXSQ15TAVJU 2.0
- AC-H MANUF: DAIKIN MODEL: FXSQ030TAVJU 2.0
- AC-G MANUF: DAIKIN MODEL: FXSQ024TAVJU 1.0
- AC-G MANUF: DAIKIN MODEL: FXSQ24TAVJU 1.0

COOKFOX

Edge on Hudson
Lighthouse Landing Commercial, LLC - CLIENT
SLEEPYHOLLOW, NY 10581

345 HUDSON STREET
NEW YORK, NY 10014
T: 212.639.2000 PROJECT MANAGER

COOKFOX ARCHITECTS, INC.
200 WEST 57TH STREET - 17TH FLOOR
NEW YORK, NY 10019 ARCHITECT

MEYER AND ASSOCIATES
110 BROADWAY, 9TH FLOOR
NEW YORK, NY 10037 SITE/CIVIL ENGINEER

THORNTON TOMASETTI
120 BROADWAY, 15TH FLOOR
NEW YORK, NY 10037 STRUCTURAL ENGINEER

DAKIN ENGINEERING PLLC
200 BROADWAY
NEW YORK, NY 10037 MEP ENGINEER

RYLAND DESIGN STUDIO
4800 STREET
ROCKY HILL, CT 06151 LANDSCAPE ARCHITECT

LANDMARK ENGINEERING
300 MARSHALL DRIVE, 4TH FLOOR
ROSELAND, NJ 07068 GEOTECHNICAL CONSULTANT

THORNTON TOMASETTI
120 BROADWAY, 15TH FLOOR
NEW YORK, NY 10037 CIVIL/MEP CONSULTANT

THORNTON TOMASETTI
120 BROADWAY, 15TH FLOOR
NEW YORK, NY 10037 ELECTRICAL CONSULTANT

1001 AVE OF THE AMERICAS, 4TH FLR
NEW YORK, NY 10018 ACOUSTIC CONSULTANT

212.485.0291

ISSUES	NO.	DATE	DESCRIPTION	STATUS
	01	08.17.2021	10% SCHEMATIC DESIGN	1
	02	08.25.2021	20% PREDESIGN	2
	03	09.17.2021	30% DESIGN DEVELOPMENT	3
	04	10.22.2021	40% DESIGN DEVELOPMENT	4
	05	05.24.2022	50% CD ISSUE	5
	06	08.25.2022	50% CD ISSUE	6
	07	04.10.2022	50% CD ISSUE	7
	08			
	09			
	10			
	11			
	12			
	13			
	14			
	15			
	16			
	17			
	18			
	19			
	20			
	21			
	22			
	23			
	24			
	25			
	26			
	27			
	28			
	29			
	30			
	31			
	32			
	33			
	34			
	35			
	36			
	37			
	38			
	39			
	40			
	41			
	42			
	43			
	44			
	45			

Edge on Hudson
2 LIGHTHOUSE LANDING
SLEEPYHOLLOW, NY 10581

DRAWING TITLE:
MECHANICAL FLOOR 5 PLAN
- PART B

PROJ NO: XXXX
SCALE:
SHEET SIZE: 48"x36"
DWG NO:
M-105B.00

8 SCAN STUDER

NOT FOR CONSTRUCTION

Edge on Hudson

LIGHTHOUSE LANDING COMMUNITIES, LLC CLIENT
50 RIVER STREET
SLEEPY HOLLOW, NY 10591

HNES PROJECT MANAGER
345 HUDSON STREET
NEW YORK, NY 10014
T: 212.235.2300

COOKFOX ARCHITECTS, BPC ARCHITECT
250 WEST 57TH STREET, 17TH FLOOR
NEW YORK, NY 10107
T: 212.477.0287 F: 212.477.4521

KIMLEY-HORN OF NEW YORK P.C. SITE/CIVIL ENGINEER
1 N LEXINGTON AVE, SUITE 1575
WHITE PLAINS, NY 10601
T: 914.368.9200

THORNTON TOMASETTI STRUCTURAL ENGINEER
120 BROADWAY
NEW YORK, NY 10271
T: 917.681.7800

DAGHER ENGINEERING, PLLC MEP ENGINEER
29 BROADWAY
NEW YORK, NY 10008
T: 212.480.2581 F: 212.480.2854

FUTURE GREEN STUDIO LANDSCAPE ARCHITECT
18 BAY STREET
BROOKLYN, NY 11231
T: 718.859.9995

LANGAN ENGINEERING GEOTECHNICAL CONSULTANT
300 KIMBALL DRIVE, 4TH FLOOR
PASSAIC, NJ 07055
T: 973.260.4800 F: 973.260.4801

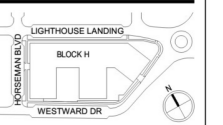
THORNTON TOMASETTI ENVELOPE CONSULTANT
120 BROADWAY
NEW YORK, NY 10271
T: 917.681.7800

THORNTON TOMASETTI LEED CONSULTANT
120 BROADWAY
NEW YORK, NY 10271
T: 917.681.7800

CERAM ACOUSTIC CONSULTANT
1001 AVE OF THE AMERICAS, 4TH FLR
NEW YORK, NY 10018
T: 212.485.0291

Table with 3 columns: NO., DATE, DESCRIPTION. Rows 1-7 detailing design progress and issues.

Table with 3 columns: NO., DATE, DESCRIPTION. Rows 8-45 detailing design progress and issues.



PROJECT:
Edge on Hudson
2 LIGHTHOUSE LANDING
SLEEPY HOLLOW, NY 10591

DRAWING TITLE:
MECHANICAL ROOF PLAN -
PART A

Table with 2 columns: SEAL, PROJ NO.: XXXX. Includes scale, sheet size, and drawing number M-106A.00.


NOT FOR CONSTRUCTION

A

B

C

- Legend for mechanical equipment including outdoor units (ACCU-1 to ACCU-10), ERV units (ERV-B-1 to ERV-C-4), DRX units (DRX-1 to DRX-24), and other components like heaters and dampers.



Edge on Hudson

LIGHTHOUSE LANDING COMMUNITIES, LLC CLIENT
50 RIVER STREET
SLEEPY HOLLOW, NY 10591

348 HUDSON STREET PROJECT
NEW YORK, NY 10014 MANAGER
T: 212.235.2300

COOKFOX ARCHITECTS, P.C. ARCHITECT
250 WEST 57TH STREET, 15TH FLOOR
NEW YORK, NY 10107
T: 212.477.0261 F: 212.477.4521

KIMLEY-HORN OF NEW YORK P.C. SITE/CIVIL
1 N LEXINGTON AVE, SUITE 1575 ENGINEER
WHITE PLAINS, NY 10601
T: 914.368.9200

THORNTON TOMASETTI STRUCTURAL
120 BROADWAY ENGINEER
NEW YORK, NY 10271
T: 917.681.7900

DAGHER ENGINEERING, PLLC MEP
20 BROADWAY ENGINEER
NEW YORK, NY 10008
T: 212.480.2291 F: 212.480.2854

FUTURE GREEN STUDIO LANDSCAPE
18 BAY STREET ARCHITECT
BROOKLYN, NY 11231
T: 718.859.9995

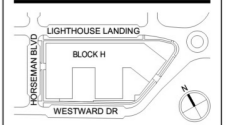
LANGAN ENGINEERING GEOTECHNICAL
300 KIMBALL DRIVE, 4TH FLOOR CONSULTANT
PASSAIC, NJ 07054
T: 973.260.4800 F: 973.260.4901

THORNTON TOMASETTI ENVELOPE
120 BROADWAY CONSULTANT
NEW YORK, NY 10271
T: 917.681.7900

THORNTON TOMASETTI LEED
120 BROADWAY CONSULTANT
NEW YORK, NY 10271
T: 917.681.7900

CERAM ACoustic
1001 AVE OF THE AMERICAS, 4TH FLR CONSULTANT
NEW YORK, NY 10018
T: 212.485.0291

NO.	DATE	DESCRIPTION	Δ
01	08.11.2021	10% SCHEMATIC DESIGN	1
02	11.18.2021	30% DESIGN	2
03	12.17.2021	100% DESIGN DEVELOPMENT	3
04	01.21.2022	REVISED 90% CD	4
05	02.25.2022	90% CD ISSUE	5
06	03.18.2022	100% FILING ISSUE	6
07	04.19.2022	80% CD ISSUE	7
08			
09			
10			
11			
12			
13			
14			
15			
16			
17			
18			
19			
20			
21			
22			
23			
24			
25			
26			
27			
28			
29			
30			
31			
32			
33			
34			
35			
36			
37			
38			
39			
40			
41			
42			
43			
44			
45			



© COOKFOX ARCHITECTS, P.C.
THIS DRAWING, ALTHOUGH PRINTED AND ELECTRONIC FORMS, MAY NOT BE USED
FOR OTHER THAN THE PROJECT AND SITE SPECIFICALLY IDENTIFIED IN THE DRAWING.
CONTRACTS OR AGREEMENTS WHICH REQUIRE CONSTRUCTION, MODIFICATION,
OR CHANGE WILL SUBJECT THE USER AND ITS AGENTS TO LIABILITY FOR SUCH ACTS.

PROJECT:
Edge on Hudson
2 LIGHTHOUSE LANDING
SLEEPY HOLLOW, NY 10591

DRAWING TITLE:
MECHANICAL ROOF PLAN -
PART B

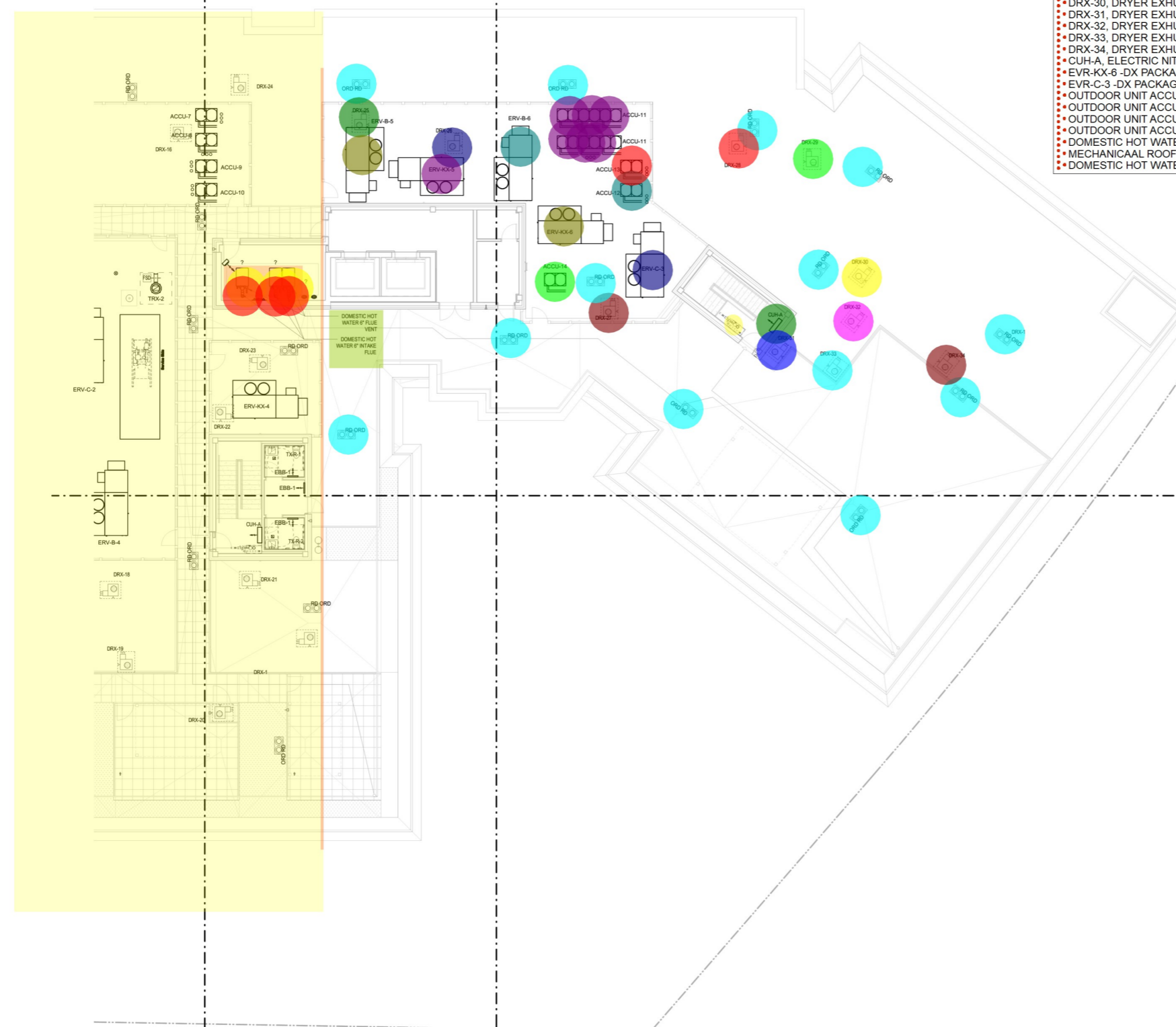
SEAL	PROJ NO. XXXXX
SCALE:	
SHEET SIZE: 48"X36"	DWG NO. M-106B.00
DWG NO.:	

NOT FOR CONSTRUCTION

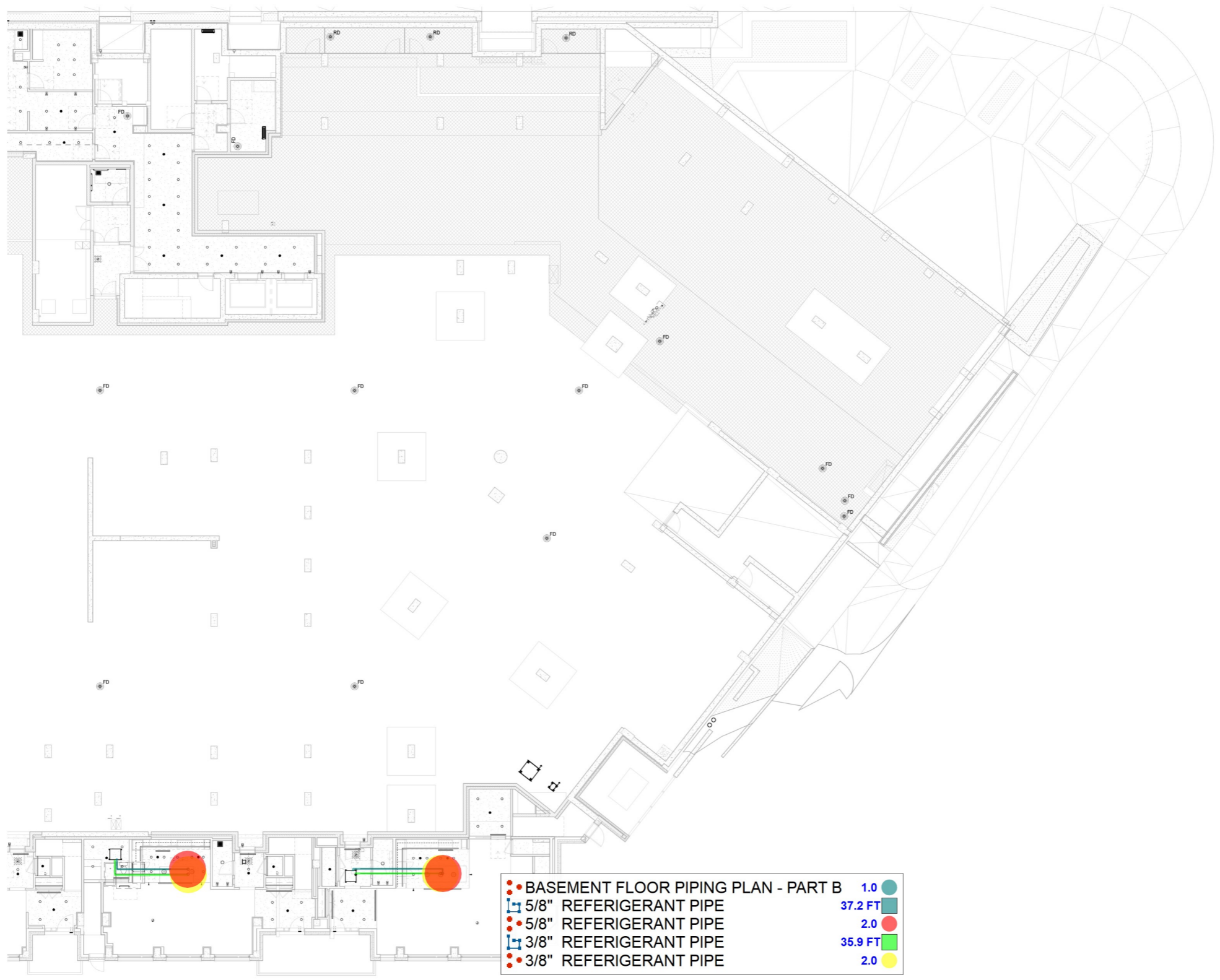
8 SCAN STICKER

- RD ORD
- DRX-27, DRYER EXHUAUST FAN, MANUF : ENVEREX, MODEL : BEX225X
- DRX-25, DRYER EXHUAUST FAN, MANUF : ENVEREX, MODEL : BEX225X
- ERV-B-5--DX PACKAGED UNIT WITH ENERGY RECOVERY, MANUF: AAOB
- DRX-26, DRYER EXHUAUST FAN, MANUF : ENVEREX, MODEL : BEX315X
- ERV-KX-5 -DX PACKAGED UNIT WITH ENERGY RECOVERY, MANUF: AAOB
- ERV-B-6 -DX PACKAGED UNIT WITH ENERGY RECOVERY, MANUF: AAOB
- DRX-28, DRYER EXHUAUST FAN, MANUF : ENVEREX, MODEL : BEX315X
- DRX-29, DRYER EXHUAUST FAN, MANUF : ENVEREX, MODEL : BEX315X
- DRX-30, DRYER EXHUAUST FAN, MANUF : ENVEREX, MODEL : BEX315X
- DRX-31, DRYER EXHUAUST FAN, MANUF : ENVEREX, MODEL : BEX315X
- DRX-32, DRYER EXHUAUST FAN, MANUF : ENVEREX, MODEL : BEX315X
- DRX-33, DRYER EXHUAUST FAN, MANUF : ENVEREX, MODEL : BEX315X
- DRX-34, DRYER EXHUAUST FAN, MANUF : ENVEREX, MODEL : BEX315X
- CUH-A, ELECTRIC NIT HEATER, MANUF : MARKEL, MODEL : 633DO502033B30DOF
- EVR-KX-6 -DX PACKAGED UNIT WITH ENERGY RECOVERY, MANUF: AAOB
- ERV-C-3 -DX PACKAGED UNIT WITH ENERGY RECOVERY, MANUF: AAOB
- OUTDOOR UNIT ACCU-11- HEAT RECOVERY VRF SYSTEM, MODEL: REYQ120XATJA
- OUTDOOR UNIT ACCU-12- HEAT RECOVERY VRF SYSTEM, MODEL: REYQ168XATJA
- OUTDOOR UNIT ACCU-13- HEAT RECOVERY VRF SYSTEM, MODEL: REYQ288XATJA
- OUTDOOR UNIT ACCU-14- HEAT RECOVERY VRF SYSTEM, MODEL: REYQ192XATJA
- DOMESTIC HOT WATER 6" FLUE VENT
- MECHANICAL ROOF PLAN PART B
- DOMESTIC HOT WATER 6" INTAKE FLUE

A
B
C
D



D:\10102022 2:26:31 PM
C:\Users\jacob.cookfox\Documents\Edge_on_Hudson\Mechanical\10_Jacob.Cookfox



- BASEMENT FLOOR PIPING PLAN - PART B 1.0
- 5/8" REFERIGERANT PIPE 37.2 FT
- 5/8" REFERIGERANT PIPE 2.0
- 3/8" REFERIGERANT PIPE 35.9 FT
- 3/8" REFERIGERANT PIPE 2.0

Edge on Hudson

LIGHTHOUSE LANDING COMMUNITIES, LLC CLIENT
50 RIVER STREET
SLEEPY HOLLOW, NY 10591

HMS PROJECT MANAGER
345 HUDSON STREET
NEW YORK, NY 10014
T: 212.235.2300

COOKFOX ARCHITECTS, SPC ARCHITECT
250 WEST 57TH STREET, 17TH FLOOR
NEW YORK, NY 10107
T: 212.477.0267 F: 212.477.4521

KIMLEY-HORN OF NEW YORK P.C. SITE/CIVIL ENGINEER
1 N LEXINGTON AVE, SUITE 1575
WHITE PLAINS, NY 10601
T: 914.368.9200

THORNTON TOMASETTI STRUCTURAL ENGINEER
120 BROADWAY
NEW YORK, NY 10271
T: 917.681.7800

DAGHER ENGINEERING, PLLC MEP ENGINEER
29 BROADWAY
NEW YORK, NY 10008
T: 212.480.2591 F: 212.480.2654

FUTURE GREEN STUDIO LANDSCAPE ARCHITECT
18 BAY STREET
BROOKLYN, NY 11231
T: 718.858.8995

LANGAN ENGINEERING GEOTECHNICAL CONSULTANT
300 KIMBALL DRIVE, 4TH FLOOR
PARISSPANY, NJ 07654
T: 973.260.4800 F: 973.260.4901

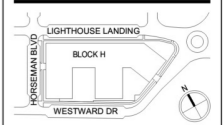
THORNTON TOMASETTI ENVELOPE CONSULTANT
120 BROADWAY
NEW YORK, NY 10271
T: 917.681.7800

THORNTON TOMASETTI LEED CONSULTANT
120 BROADWAY
NEW YORK, NY 10271
T: 917.681.7800

CERAM ACOUSTIC CONSULTANT
1001 AVE OF THE AMERICAS, 4TH FLR
NEW YORK, NY 10018
T: 212.485.0291

ISSUES

NO.	DATE	DESCRIPTION
01	01.21.2022	REVISED RISK ID
02	02.25.2022	50% CD ISSUE
03	03.18.2022	DOOR FILING ISSUE
04	04.15.2022	80% CD ISSUE
05		
06		
07		
08		
09		
10		
11		
12		
13		
14		
15		
16		
17		
18		
19		
20		
21		
22		
23		
24		
25		
26		
27		
28		
29		
30		
31		
32		
33		
34		
35		
36		
37		
38		
39		
40		
41		
42		
43		
44		
45		



© COOKFOX ARCHITECTS, SPC
THIS DRAWING, AS BOTH PRINTED AND ELECTRONIC FORMS, MAY NOT BE REPRODUCED, COPIED, OR TRANSMITTED IN ANY FORM OR BY ANY MEANS, WITHOUT THE WRITTEN CONSENT OF COOKFOX ARCHITECTS, SPC. ANY USE, REPRODUCTION, MODIFICATION, OR CHANGE WILL SUBJECT THE USER AND ITS AGENTS TO LIABILITY FOR SUCH ACTS.

PROJECT:
Edge on Hudson
2 LIGHTHOUSE LANDING
SLEEPY HOLLOW, NY 10591

DRAWING TITLE:
**MECHANICAL BASEMENT
FLOOR PIPING PLAN - PART
B**

SEAL: _____ PROJ NO: XXXX
SCALE: _____
SHEET SIZE: 48"x36"
DWG NO: M-200B.00

8 SCAN STICKER

NOT FOR CONSTRUCTION

1

2

3

4

5

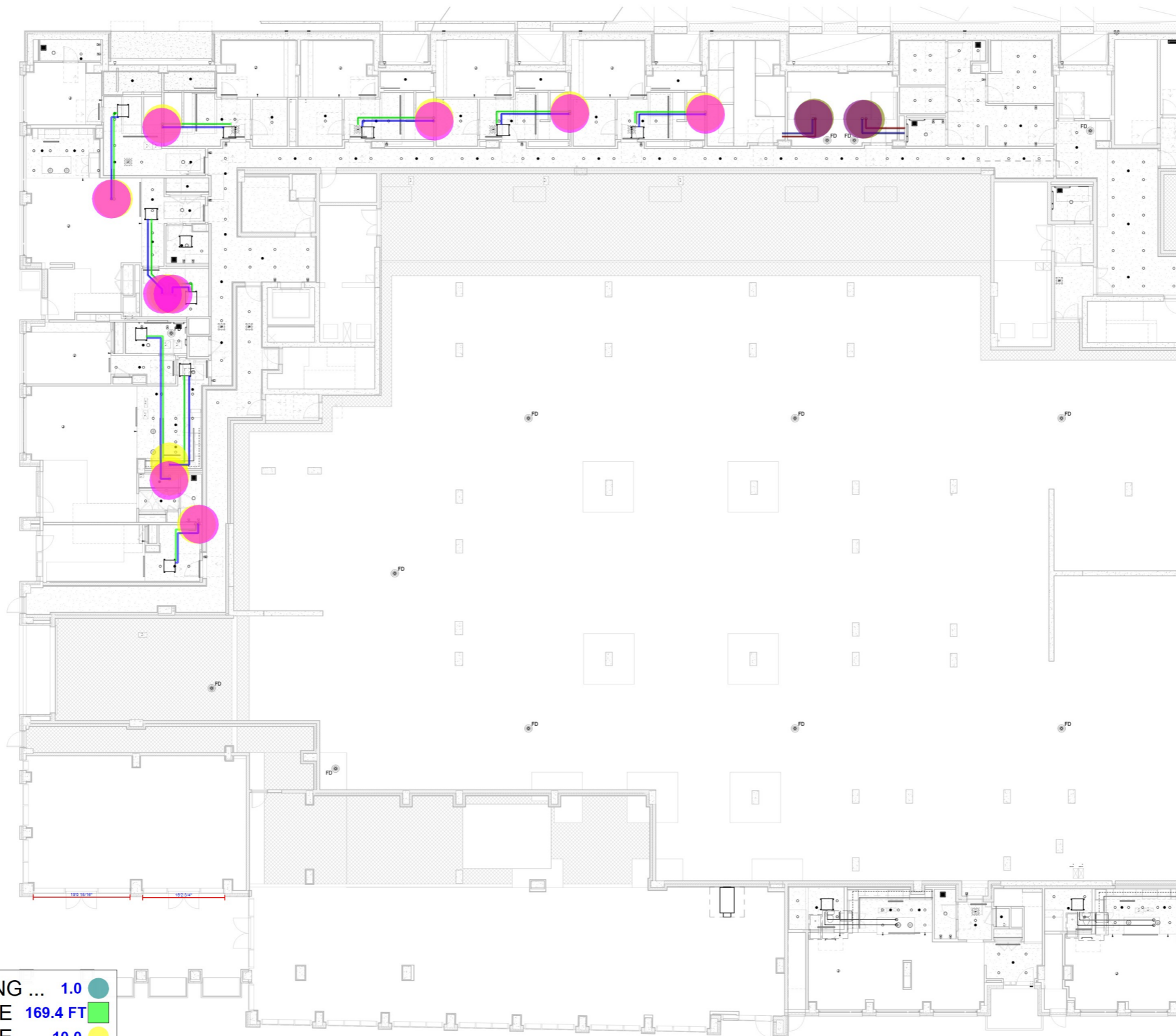
6

A

B

C

D



PIPE SIZE	LENGTH	COLOR
1/4" REFERIGERANT PIPE	169.4 FT	Green
1/4" REFERIGERANT PIPE	10.0	Yellow
1/2" REFERIGERANT PIPE	164.2 FT	Blue
1/2" REFERIGERANT PIPE	9.0	Pink
3/8" REFERIGERANT PIPE	19.8 FT	Brown
3/8" REFERIGERANT PIPE	2.0	Olive
5/8" REFERIGERANT PIPE	20.1 FT	Dark Blue
5/8" REFERIGERANT PIPE	2.0	Purple

Edge on Hudson

LIGHTHOUSE LANDING COMMUNITIES, LLC CLIENT
50 RIVER STREET
SLEEPY HOLLOW, NY 10591

HMS PROJECT MANAGER
348 HUDSON STREET
NEW YORK, NY 10014
T: 212.235.2300

COOKFOX ARCHITECTS, SPC ARCHITECT
250 WEST 57TH STREET, 17TH FLOOR
NEW YORK, NY 10107
T: 212.477.0269 F: 212.477.4521

KIMLEY-HORN OF NEW YORK P.C. SITE/CIVIL ENGINEER
1 N LEXINGTON AVE, SUITE 1575
WHITE PLAINS, NY 10601
T: 914.368.9200

THORNTON TOMASETTI STRUCTURAL ENGINEER
120 BROADWAY
NEW YORK, NY 10271
T: 917.681.7800

DAGHER ENGINEERING, PLLC MEP ENGINEER
29 BROADWAY
NEW YORK, NY 10008
T: 212.480.2591 F: 212.480.2654

FUTURE GREEN STUDIO LANDSCAPE ARCHITECT
18 BAY STREET
BROOKLYN, NY 11231
T: 718.850.9995

LANGAN ENGINEERING GEOTECHNICAL CONSULTANT
300 KIMBALL DRIVE, 4TH FLOOR
PARISSPANY, NJ 07654
T: 973.260.4800 F: 973.260.4801

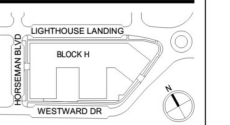
THORNTON TOMASETTI ENVELOPE CONSULTANT
120 BROADWAY
NEW YORK, NY 10271
T: 917.681.7800

THORNTON TOMASETTI LEED CONSULTANT
120 BROADWAY
NEW YORK, NY 10271
T: 917.681.7800

CERAM ACUSTIC CONSULTANT
1001 AVE OF THE AMERICAS, 4TH FLR
NEW YORK, NY 10018
T: 212.485.0291

ISSUES

NO.	DATE	DESCRIPTION
01	01.21.2022	REVISED RISK ID
02	02.25.2022	90% CD ISSUE
03	03.18.2022	DOB FILING ISSUE
04	04.15.2022	80% CD ISSUE
05		
06		
07		
08		
09		
10		
11		
12		
13		
14		
15		
16		
17		
18		
19		
20		
21		
22		
23		
24		
25		
26		
27		
28		
29		
30		
31		
32		
33		
34		
35		
36		
37		
38		
39		
40		
41		
42		
43		
44		
45		



COOKFOX ARCHITECTS, SPC
THE DRAWING, ARCHITECTURE AND ELECTRICAL PARTS MAY NOT BE USED
OR REPRODUCED IN ANY MANNER WITHOUT THE WRITTEN
CONSENT OF COOKFOX ARCHITECTS, SPC. ANY USE, REPRODUCTION,
OR CHANGE WILL SUBJECT THE USER AND ITS AGENTS TO LIABILITY FOR SUCH ACTS.

PROJECT:
Edge on Hudson
2 LIGHTHOUSE LANDING
SLEEPY HOLLOW, NY 10591

DRAWING TITLE:
MECHANICAL BASEMENT
FLOOR PIPING PLAN - PART
A

SEAL	PROJ NO: XXXX
	SCALE:
	SHEET SIZE: 48"x36"
	DWG NO: M-200A.00

8 SCAN STICKER

NOT FOR CONSTRUCTION

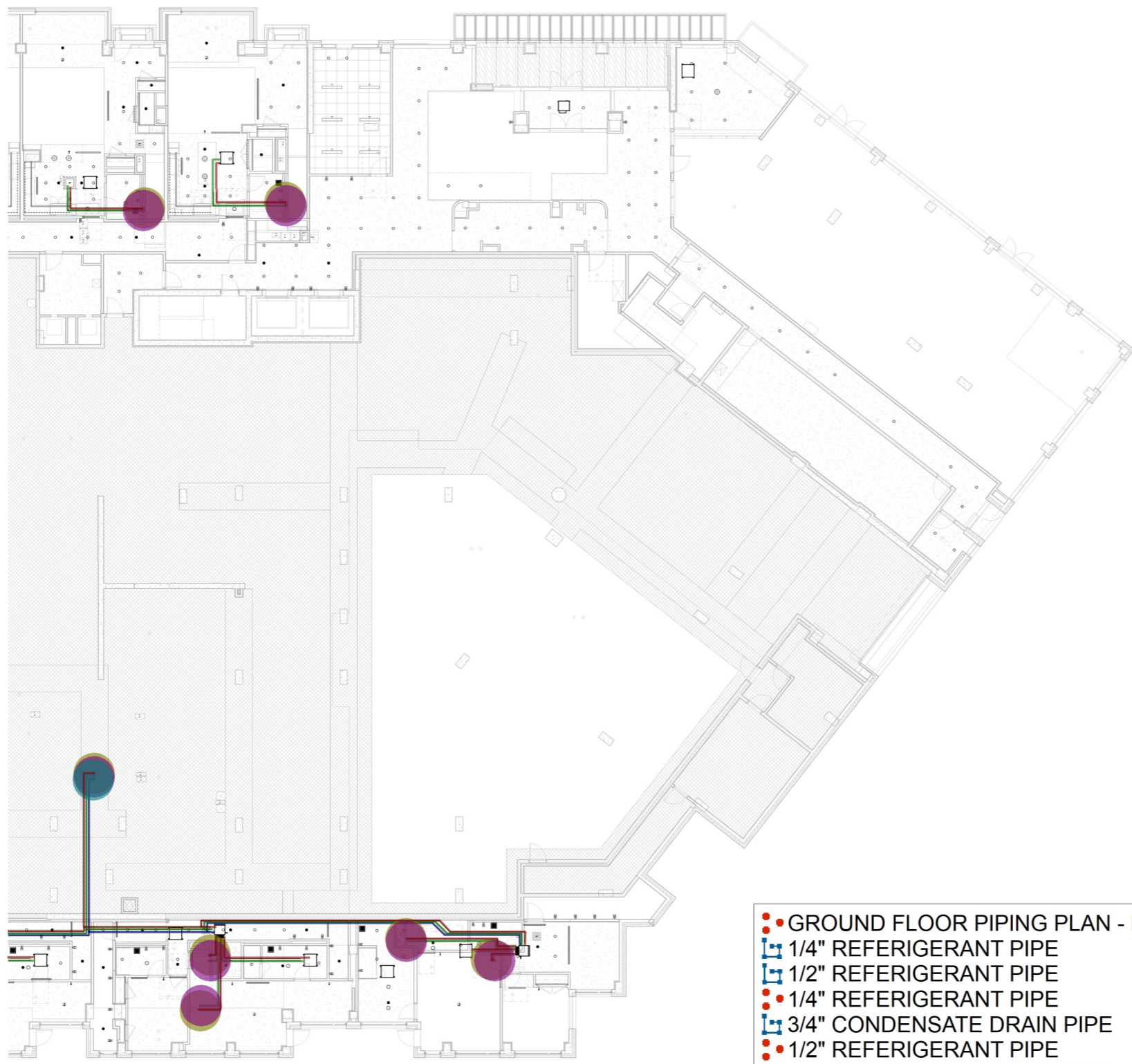
4/15/2022 2:28:37 PM
C:\Users\jacob.cookfox\Documents\Edge on Hudson Mechanical\13_jacob.cookfox

A

B

C

D

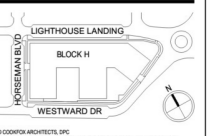


●	GROUND FLOOR PIPING PLAN - PART...	1.0	●
■	1/4" REFERIGERANT PIPE	256.4 FT	■
■	1/2" REFERIGERANT PIPE	243.2 FT	■
●	1/4" REFERIGERANT PIPE	7.0	●
■	3/4" CONDENSATE DRAIN PIPE	131.3 FT	■
●	1/2" REFERIGERANT PIPE	7.0	●
●	3/4" CONDENSATE DRAIN PIPE	1.0	●

Edge on Hudson

LIGHTHOUSE LANDING COMMUNITIES, LLC	CLIENT
50 RIVER STREET SLEEPY HOLLOW, NY 10591	
HNES	PROJECT MANAGER
348 HUDSON STREET NEW YORK, NY 10014 T: 212.235.2300	
COOKFOX ARCHITECTS, SPC	ARCHITECT
250 WEST 57TH STREET, 17TH FLOOR NEW YORK, NY 10107 T: 212.477.0267 F: 212.477.4521	
KIMLEY-HORN OF NEW YORK P.C.	STEE/CIVIL ENGINEER
1 N LEXINGTON AVE, SUITE 1575 WHITE PLAINS, NY 10601 T: 914.368.9200	
THORNTON TOMASETTI	STRUCTURAL ENGINEER
125 BROADWAY NEW YORK, NY 10027 T: 917.681.7800	
DAGHER ENGINEERING, PLLC	MEP ENGINEER
29 BROADWAY NEW YORK, NY 10008 T: 212.480.2591 F: 212.480.2654	
FUTURE GREEN STUDIO	LANDSCAPE ARCHITECT
18 BAY STREET BROOKLYN, NY 11231 T: 718.850.8995	
LANGAN ENGINEERING	GEOTECHNICAL CONSULTANT
300 KIMBALL DRIVE, 4TH FLOOR PARISSPANY, NJ 07654 T: 973.260.4800 F: 973.260.4801	
THORNTON TOMASETTI	ENVELOPE CONSULTANT
125 BROADWAY NEW YORK, NY 10027 T: 917.681.7800	
THORNTON TOMASETTI	LEED CONSULTANT
125 BROADWAY NEW YORK, NY 10027 T: 917.681.7800	
CERAM	ACOUSTIC CONSULTANT
1001 AVE OF THE AMERICAS, 4TH FLR NEW YORK, NY 10018 T: 212.485.0291	

NO.	DATE	DESCRIPTION
01	01.21.2022	REVISED WORK SET
02	02.25.2022	90% CD ISSUE
03	03.18.2022	DOB FILING ISSUE
04	04.15.2022	80% CD ISSUE
05		
06		
07		
08		
09		
10		
11		
12		
13		
14		
15		
16		
17		
18		
19		
20		
21		
22		
23		
24		
25		
26		
27		
28		
29		
30		
31		
32		
33		
34		
35		
36		
37		
38		
39		
40		
41		
42		
43		
44		
45		



© COOKFOX ARCHITECTS, SPC
THIS DRAWING, AS BOTH PRINTED AND ELECTRONIC FORMS, MAY NOT BE REPRODUCED, COPIED, OR OTHERWISE TRANSMITTED IN ANY MANNER WITHOUT THE WRITTEN PERMISSION OF COOKFOX ARCHITECTS, SPC. ANY SUCH REPRODUCTION, TRANSMISSION, OR CHANGE WILL SUBJECT THE USER AND ITS AGENTS TO LIABILITY FOR SUCH ACTS.

PROJECT:
Edge on Hudson
2 LIGHTHOUSE LANDING
SLEEPY HOLLOW, NY 10591

DRAWING TITLE:
MECHANICAL GROUND FLOOR PIPING PLAN - PART B

SEAL	PROJ NO: XXXXX
SCALE:	
SHEET SIZE: 48"x36"	
DWG NO:	M-201B.00

NOT FOR CONSTRUCTION

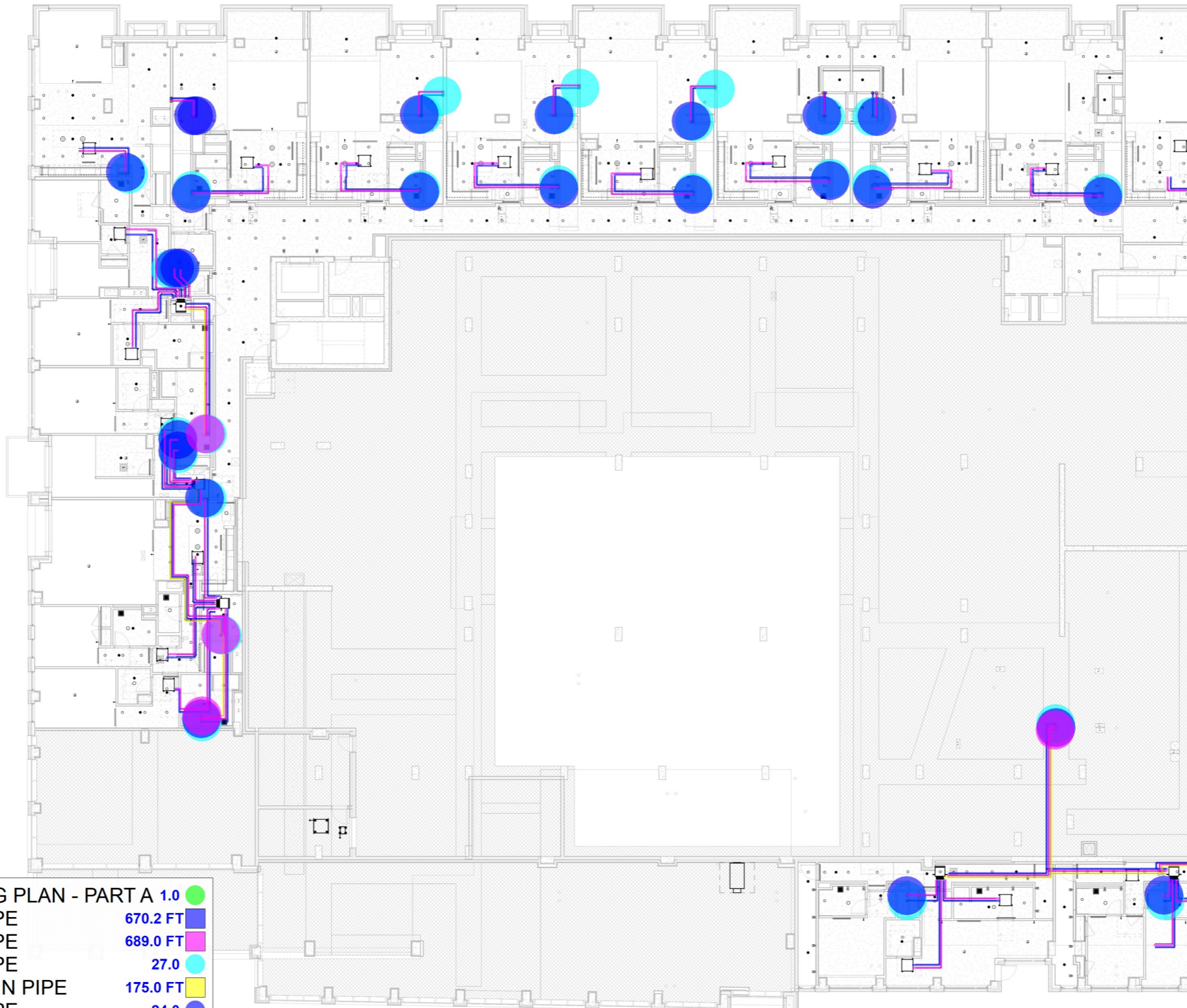
4/15/2022 2:26:57 PM
C:\Users\jacob@cookfox.com\Desktop\Edge on Hudson Mechanical\13_jacob.rvt

A

B

C

D



GROUND FLOOR PIPING PLAN - PART A 1.0	
1/4" REFERIGERANT PIPE	670.2 FT
1/2" REFERIGERANT PIPE	689.0 FT
1/4" REFERIGERANT PIPE	27.0
3/4" CONDENSATE DRAIN PIPE	175.0 FT
1/2" REFERIGERANT PIPE	24.0
3/4" CONDENSATE DRAIN PIPE	4.0

Edge on Hudson

LIGHTHOUSE LANDING COMMUNITES, LLC CLIENT
50 RIVER STREET
SLEEPY HOLLOW, NY 10591

345 HUDSON STREET
NEW YORK, NY 10014
T: 212.235.2300 PROJECT MANAGER

COOKFOX ARCHITECTS, SPC
250 WEST 57TH STREET, 15TH FLOOR
NEW YORK, NY 10107
T: 212.477.0269 F: 212.477.4521 ARCHITECT

KIMLEY-HORN OF NEW YORK P.C.
1 N LEXINGTON AVE, SUITE 1575
WHITE PLAINS, NY 10601
T: 914.368.9200 SITE/CIVIL ENGINEER

THORNTON TOMASETTI
125 BROADWAY
NEW YORK, NY 10021
T: 917.681.7800 STRUCTURAL ENGINEER

DAGHER ENGINEERING, PLLC
29 BROADWAY
NEW YORK, NY 10008
T: 212.480.2591 F: 212.480.2854 MEP ENGINEER

FUTURE GREEN STUDIO
18 BAY STREET
BROOKLYN, NY 11231
T: 718.852.8995 LANDSCAPE ARCHITECT

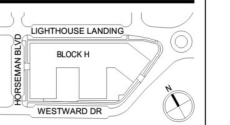
LANGAN ENGINEERING
300 KIMBALL DRIVE, 4TH FLOOR
PASSAIC, NJ 07054
T: 973.560.4800 F: 973.560.4801 GEOTECHNICAL CONSULTANT

THORNTON TOMASETTI
125 BROADWAY
NEW YORK, NY 10021
T: 917.681.7800 ENVELOPE CONSULTANT

THORNTON TOMASETTI
125 BROADWAY
NEW YORK, NY 10021
T: 917.681.7800 LEED CONSULTANT

CERAM
1001 AVE OF THE AMERICAS, 4TH FLR
NEW YORK, NY 10018
T: 212.485.0291 ACOUSTIC CONSULTANT

ISSUES		
NO.	DATE	DESCRIPTION
01	01.21.2022	REVISED RFP NO. 02
02	02.25.2022	90% CD ISSUE
03	03.18.2022	DOB FILING ISSUE
04	04.15.2022	80% CD ISSUE
05		
06		
07		
08		
09		
10		
11		
12		
13		
14		
15		
16		
17		
18		
19		
20		
21		
22		
23		
24		
25		
26		
27		
28		
29		
30		
31		
32		
33		
34		
35		
36		
37		
38		
39		
40		
41		
42		
43		
44		
45		



© COOKFOX ARCHITECTS, SPC
THIS DRAWING, AS BOTH PRINTED AND ELECTRONIC FORMS, MAY NOT BE REPRODUCED, COPIED, OR TRANSMITTED IN ANY FORM OR BY ANY MEANS, WITHOUT THE WRITTEN CONSENT OF COOKFOX ARCHITECTS, SPC. ANY SUCH REPRODUCTION, MODIFICATION, OR CHANGE WILL SUBJECT THE USER AND ITS AGENTS TO LIABILITY FOR SUCH ACTS.

PROJECT:
Edge on Hudson
2 LIGHTHOUSE LANDING
SLEEPY HOLLOW, NY 10591

DRAWING TITLE:
MECHANICAL GROUND
FLOOR PIPING PLAN - PART
A

SEAL	PROJ NO: XXXX
	SCALE:
	SHEET SIZE: 48"x36"
	DWG NO: M-201A.00

8 SCAN STICKER

NOT FOR CONSTRUCTION

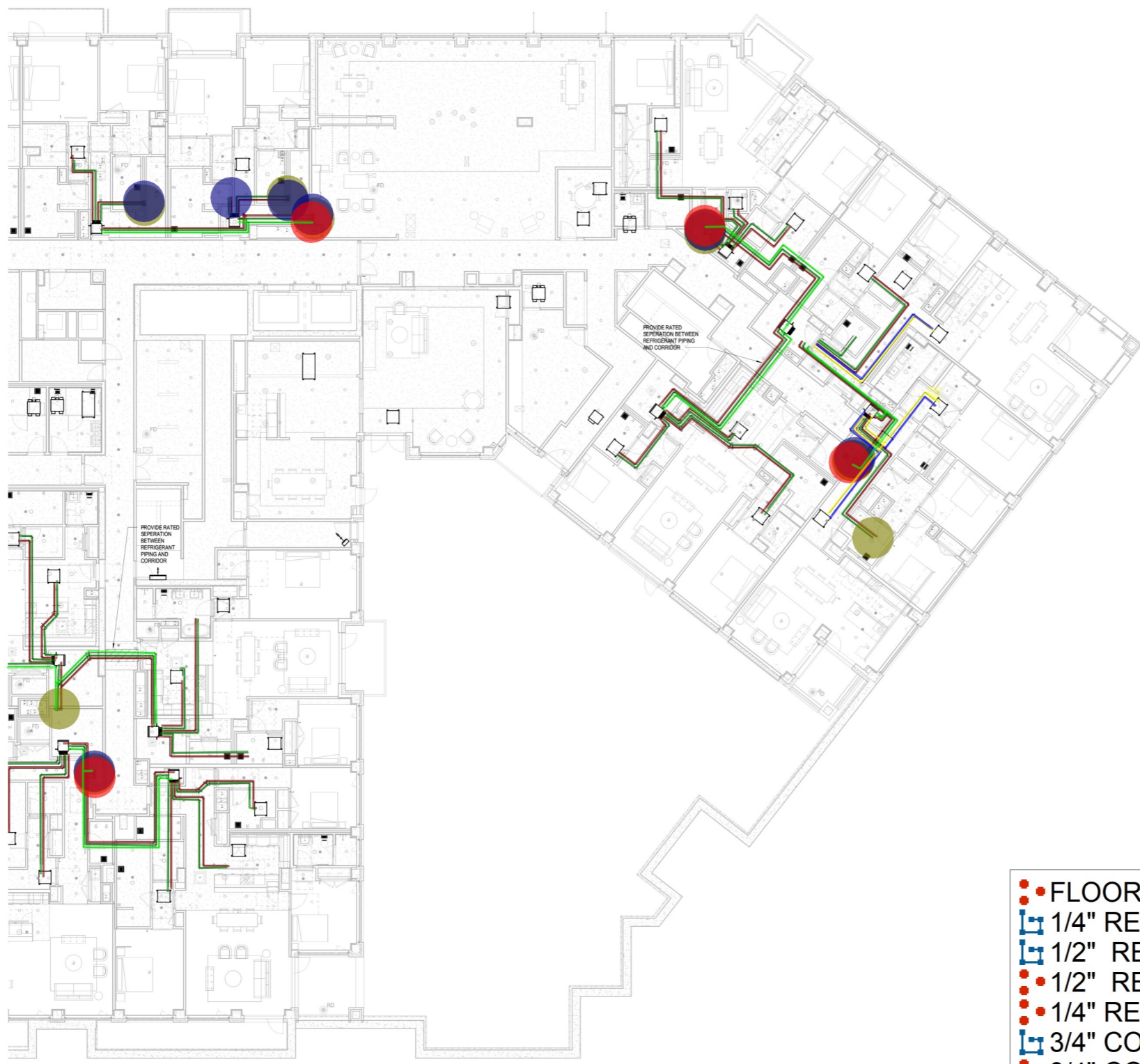
4/15/2022 2:26:00 PM
C:\Users\jacob@cookfox.com\Desktop\Edge on Hudson Mechanical\13_jacob@cf.com

A

B

C

D



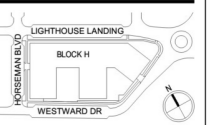
●	FLOOR 2 PIPING PLAN - PAR...	1.0	●
—	1/4" REFERIGERANT PIPE	710.0 FT	■
—	1/2" REFERIGERANT PIPE	724.1 FT	■
●	1/2" REFERIGERANT PIPE	10.0	●
●	1/4" REFERIGERANT PIPE	7.0	●
—	3/4" CONDENSATE DRAIN...	265.3 FT	■
●	3/4" CONDENSATE DRAIN PIPE	4.0	●
—	3/8" REFERIGERANT PIPE	79.2 FT	■
—	5/8" REFERIGERANT PIPE	71.3 FT	■

Edge on Hudson

LIGHTHOUSE LANDING COMMUNITES, LLC CLIENT 50 RIVER STREET SLEEPY HOLLOW, NY 10591	
HNES 348 HUDSON STREET NEW YORK, NY 10014 T: 212.236.2300	PROJECT MANAGER
COOKFOX ARCHITECTS, SPC 250 WEST 57TH STREET, 17TH FLOOR NEW YORK, NY 10107 T: 212.477.0267 F: 212.477.4521	ARCHITECT
KIMLEY-HORN OF NEW YORK P.C. 1 N LEXINGTON AVE, SUITE 1575 WHITE PLAINS, NY 10601 T: 914.368.9200	STE/CIVIL ENGINEER
THORNTON TOMASETTI 120 BROADWAY NEW YORK, NY 10271 T: 917.681.7800	STRUCTURAL ENGINEER
DAGHER ENGINEERING, PLLC 29 BROADWAY NEW YORK, NY 10006 T: 212.480.2591 F: 212.480.2654	MEP ENGINEER
FUTURE GREEN STUDIO 18 BAY STREET BROOKLYN, NY 11231 T: 718.850.8995	LANDSCAPE ARCHITECT
LANGAN ENGINEERING 300 KIMBALL DRIVE, 4TH FLOOR PASSAIC, NJ 07054 T: 973.260.4800 F: 973.260.4801	GEOTECHNICAL CONSULTANT
THORNTON TOMASETTI 120 BROADWAY NEW YORK, NY 10271 T: 917.681.7800	ENVELOPE CONSULTANT
THORNTON TOMASETTI 120 BROADWAY NEW YORK, NY 10271 T: 917.681.7800	LEED CONSULTANT
CERAM 1001 AVE OF THE AMERICAS, 4TH FLR NEW YORK, NY 10018 T: 212.485.0291	ACOUSTIC CONSULTANT

ISSUES

NO.	DATE	DESCRIPTION	
01	01.21.2022	REVISED 90% CD	4
02	02.25.2022	90% CD ISSUE	5
03	03.18.2022	DOOR FILING ISSUE	6
04	04.15.2022	80% CD ISSUE	7
05			
06			
07			
08			
09			
10			
11			
12			
13			
14			
15			
16			
17			
18			
19			
20			
21			
22			
23			
24			
25			
26			
27			
28			
29			
30			
31			
32			
33			
34			
35			
36			
37			
38			
39			
40			
41			
42			
43			
44			
45			



© COOKFOX ARCHITECTS, SPC
THIS DRAWING, AS BOTH PRINTED AND ELECTRONIC FORMS, MAY NOT BE REPRODUCED, COPIED, OR TRANSMITTED IN ANY MANNER WITHOUT THE WRITTEN CONSENT OF COOKFOX ARCHITECTS, SPC. ANY USE, REPRODUCTION, OR CHANGE WILL SUBJECT THE USER AND ITS AGENTS TO LIABILITY FOR SUCH ACTS.

PROJECT:
Edge on Hudson
2 LIGHTHOUSE LANDING
SLEEPY HOLLOW, NY 10591

DRAWING TITLE:
**MECHANICAL FLOOR 2
PIPING PLAN - PART B**

SEAL	PROJ NO: XXXX
SCALE:	
SHEET SIZE: 48"x36"	
DWG NO:	M-202B.00

NOT FOR CONSTRUCTION

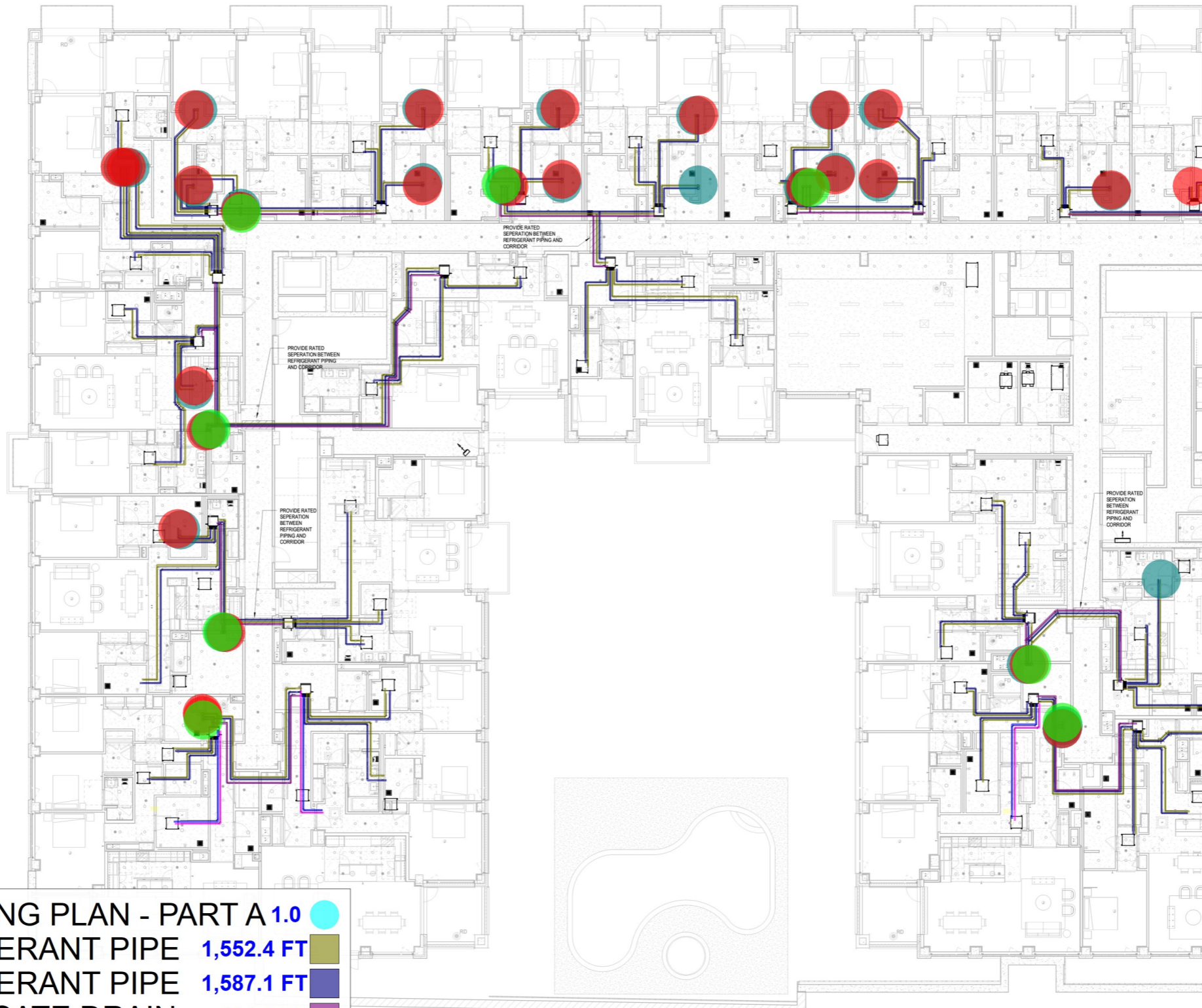
8 SCAN STICKER

A

B

C

D



FLOOR 2 PIPING PLAN - PART A 1.0			
	1/4" REFERIGERANT PIPE	1,552.4 FT	
	1/2" REFERIGERANT PIPE	1,587.1 FT	
	3/4" CONDENSATE DRAIN ...	433.2 FT	
	1/4" REFERIGERANT PIPE	26.0	
	1/2" REFERIGERANT PIPE	26.0	
	3/4" CONDENSATE DRAIN PIPE	8.0	
	3/8" REFERIGERANT PIPE	80.3 FT	
	5/8" REFERIGERANT PIPE	83.5 FT	

Edge on Hudson

LIGHTHOUSE LANDING COMMUNITES, LLC CLIENT
50 RIVER STREET
SLEEPY HOLLOW, NY 10591

348 HUDSON STREET
NEW YORK, NY 10014
T: 212.236.2300

COOKFOX ARCHITECTS, SPC ARCHITECT
250 WEST 57TH STREET, 17TH FLOOR
NEW YORK, NY 10107
T: 212.477.0267 F: 212.477.4521

KIMLEY-HORN OF NEW YORK P.C. SITE/CIVIL ENGINEER
1 N LEXINGTON AVE, SUITE 1575
WHITE PLAINS, NY 10601
T: 914.368.9200

THORNTON TOMASETTI STRUCTURAL ENGINEER
120 BROADWAY
NEW YORK, NY 10271
T: 917.681.7800

DAGHER ENGINEERING, PLLC MEP ENGINEER
29 BROADWAY
NEW YORK, NY 10008
T: 212.480.2591 F: 212.480.2654

FUTURE GREEN STUDIO LANDSCAPE ARCHITECT
18 BAY STREET
BROOKLYN, NY 11231
T: 718.850.9995

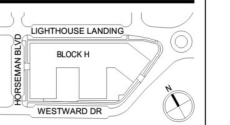
LANGAN ENGINEERING GEOTECHNICAL CONSULTANT
300 KIMBALL DRIVE, 4TH FLOOR
PASSAIC, NJ 07055
T: 973.560.4800 F: 973.560.4801

THORNTON TOMASETTI ENVELOPE CONSULTANT
120 BROADWAY
NEW YORK, NY 10271
T: 917.681.7800

THORNTON TOMASETTI LEED CONSULTANT
120 BROADWAY
NEW YORK, NY 10271
T: 917.681.7800

CERAM ACOUSTIC CONSULTANT
1001 AVE OF THE AMERICAS, 4TH FLR
NEW YORK, NY 10018
T: 212.485.0291

NO.	DATE	DESCRIPTION
01	01.21.2022	REVISED 50% CD
02	02.25.2022	50% CD ISSUE
03	03.18.2022	100% FILING ISSUE
04	04.15.2022	80% CD ISSUE
05		
06		
07		
08		
09		
10		
11		
12		
13		
14		
15		
16		
17		
18		
19		
20		
21		
22		
23		
24		
25		
26		
27		
28		
29		
30		
31		
32		
33		
34		
35		
36		
37		
38		
39		
40		
41		
42		
43		
44		
45		



COOKFOX ARCHITECTS, SPC
THE DRAWING, ARCHITECTURE AND ELECTRICAL PLANS MAY NOT BE USED
OR REPRODUCED IN ANY MANNER WITHOUT THE WRITTEN
CONSENT OF COOKFOX ARCHITECTS, SPC. ANY SUCH REPRODUCTION
OR CHANGE WILL SUBJECT THE USER AND ITS AGENTS TO LIABILITY FOR SUCH ACTS.

PROJECT:
Edge on Hudson
2 LIGHTHOUSE LANDING
SLEEPY HOLLOW, NY 10591

DRAWING TITLE:
MECHANICAL FLOOR 2
PIPING PLAN - PART A

SEAL	PROJ NO: XXXX
SCALE:	
SHEET SIZE: 48"x36"	
DWG NO:	M-202A.00

8 SCAN STICKER

NOT FOR CONSTRUCTION

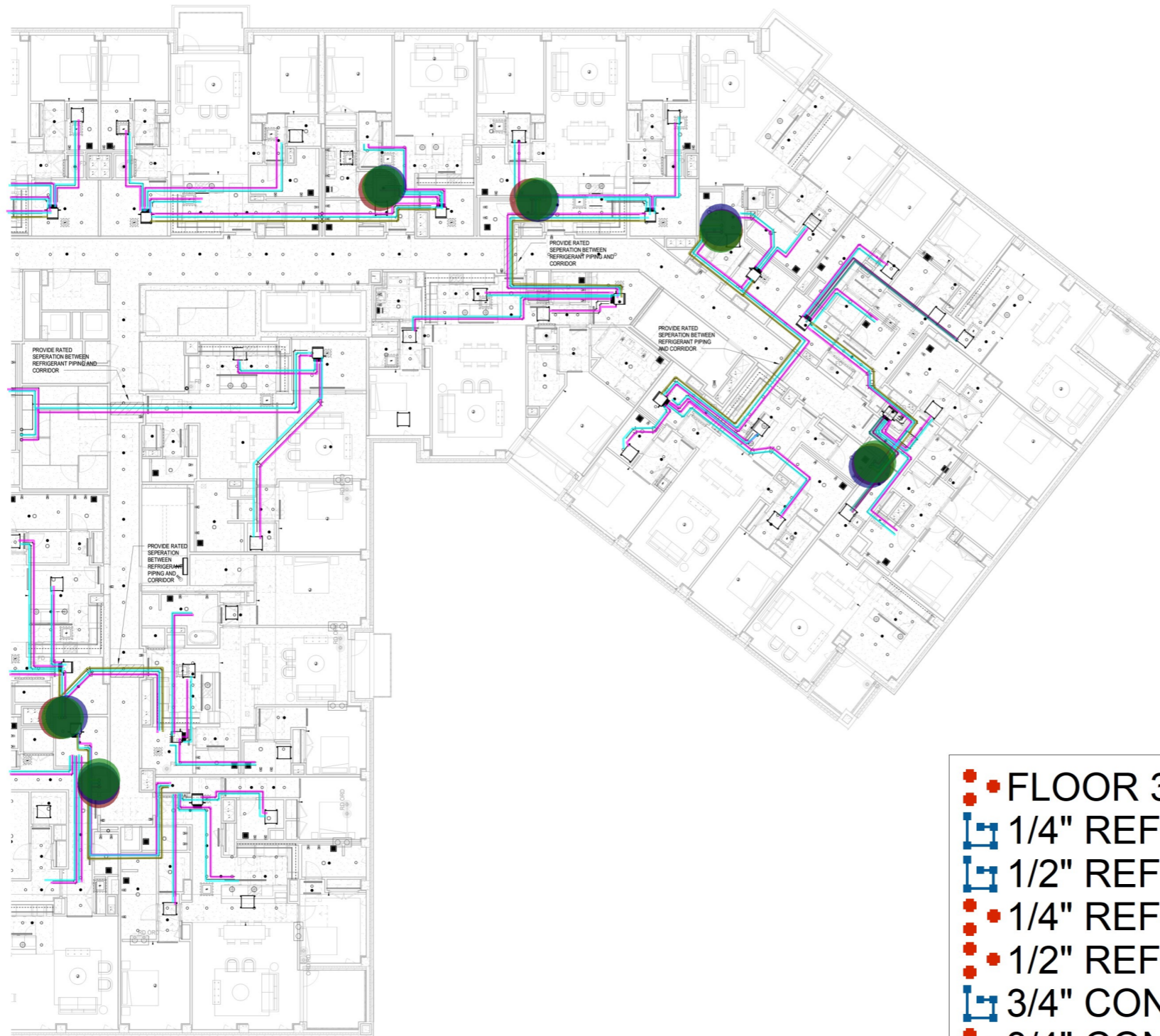
4/15/2022 8:29:13 PM
C:\Users\jacob@cookfox.com\Desktop\Edge on Hudson\Mechanical\110_jacob@CFX.dwg

A

B

C

D



FLOOR 3 PIPING PLAN - P... 1.0

- 1/4" REFERIGERANT... 1,161.2 FT
- 1/2" REFERIGERANT... 1,172.5 FT
- 1/4" REFERIGERANT PIPE 6.0
- 1/2" REFERIGERANT PIPE 6.0
- 3/4" CONDENSATE DR... 339.0 FT
- 3/4" CONDENSATE DRAIN... 6.0
- 3/8" REFERIGERANT PI... 61.6 FT
- 5/8" REFERIGERANT PI... 60.6 FT

Edge on Hudson

LIGHTHOUSE LANDING COMMUNITES, LLC CLIENT
50 RIVER STREET
SLEEPY HOLLOW, NY 10591

HMS PROJECT MANAGER
348 HUDSON STREET
NEW YORK, NY 10014
T: 212.235.2300

COOKFOX ARCHITECTS, BPC ARCHITECT
250 WEST 57TH STREET, 17TH FLOOR
NEW YORK, NY 10107
T: 212.477.0269 F: 212.477.4521

KIMLEY-HORN OF NEW YORK P.C. SITE/CIVIL ENGINEER
1 N LEXINGTON AVE, SUITE 1575
WHITE PLAINS, NY 10601
T: 914.368.9200

THORNTON TOMASETTI STRUCTURAL ENGINEER
120 BROADWAY
NEW YORK, NY 10021
T: 917.681.7800

DAGHER ENGINEERING, PLLC MEP ENGINEER
29 BROADWAY
NEW YORK, NY 10008
T: 212.480.2591 F: 212.480.2854

FUTURE GREEN STUDIO LANDSCAPE ARCHITECT
18 BAY STREET
BROOKLYN, NY 11231
T: 718.850.8995

LANGAN ENGINEERING GEOTECHNICAL CONSULTANT
300 KIMBALL DRIVE, 4TH FLOOR
PASSAIC, NJ 07054
T: 973.260.4800 F: 973.260.4801

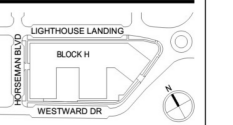
THORNTON TOMASETTI ENVELOPE CONSULTANT
120 BROADWAY
NEW YORK, NY 10021
T: 917.681.7800

THORNTON TOMASETTI LEED CONSULTANT
120 BROADWAY
NEW YORK, NY 10021
T: 917.681.7800

CERAM ACOUSTIC CONSULTANT
1001 AVE OF THE AMERICAS, 4TH FLR
NEW YORK, NY 10018
T: 212.485.0291

ISSUES

NO.	DATE	DESCRIPTION
01	08.11.2021	10% SCHEMATIC DESIGN
02	11.18.2021	30% PROGRESS
03	12.17.2021	100% DESIGN DEVELOPMENT
04	01.21.2022	REVISED 10% CD
05	02.25.2022	50% CD ISSUE
06	03.18.2022	100% FILING ISSUE
07	04.15.2022	80% CD ISSUE
08		
09		
10		
11		
12		
13		
14		
15		
16		
17		
18		
19		
20		
21		
22		
23		
24		
25		
26		
27		
28		
29		
30		
31		
32		
33		
34		
35		
36		
37		
38		
39		
40		
41		
42		
43		
44		
45		



© COOKFOX ARCHITECTS, BPC. THE DRAWING, ARCHITECTURAL AND ELECTRICAL FORMS MAY NOT BE REPRODUCED OR TRANSMITTED IN ANY FORM OR BY ANY MEANS, ELECTRONIC OR MECHANICAL, WITHOUT THE WRITTEN PERMISSION OF COOKFOX ARCHITECTS, BPC. ANY USE, REPRODUCTION, MODIFICATION OR CHANGE WILL SUBJECT THE USER AND ITS AGENTS TO LIABILITY OF SUCH ACTS.

PROJECT:
Edge on Hudson
2 LIGHTHOUSE LANDING
SLEEPY HOLLOW, NY 10591

DRAWING TITLE:
**MECHANICAL FLOOR 3
PIPING PLAN - PART B**

SEAL: PROJ NO: XXXX
SCALE:
SHEET SIZE: 48"x36"
DWG NO:
M-203B.00

NOT FOR CONSTRUCTION

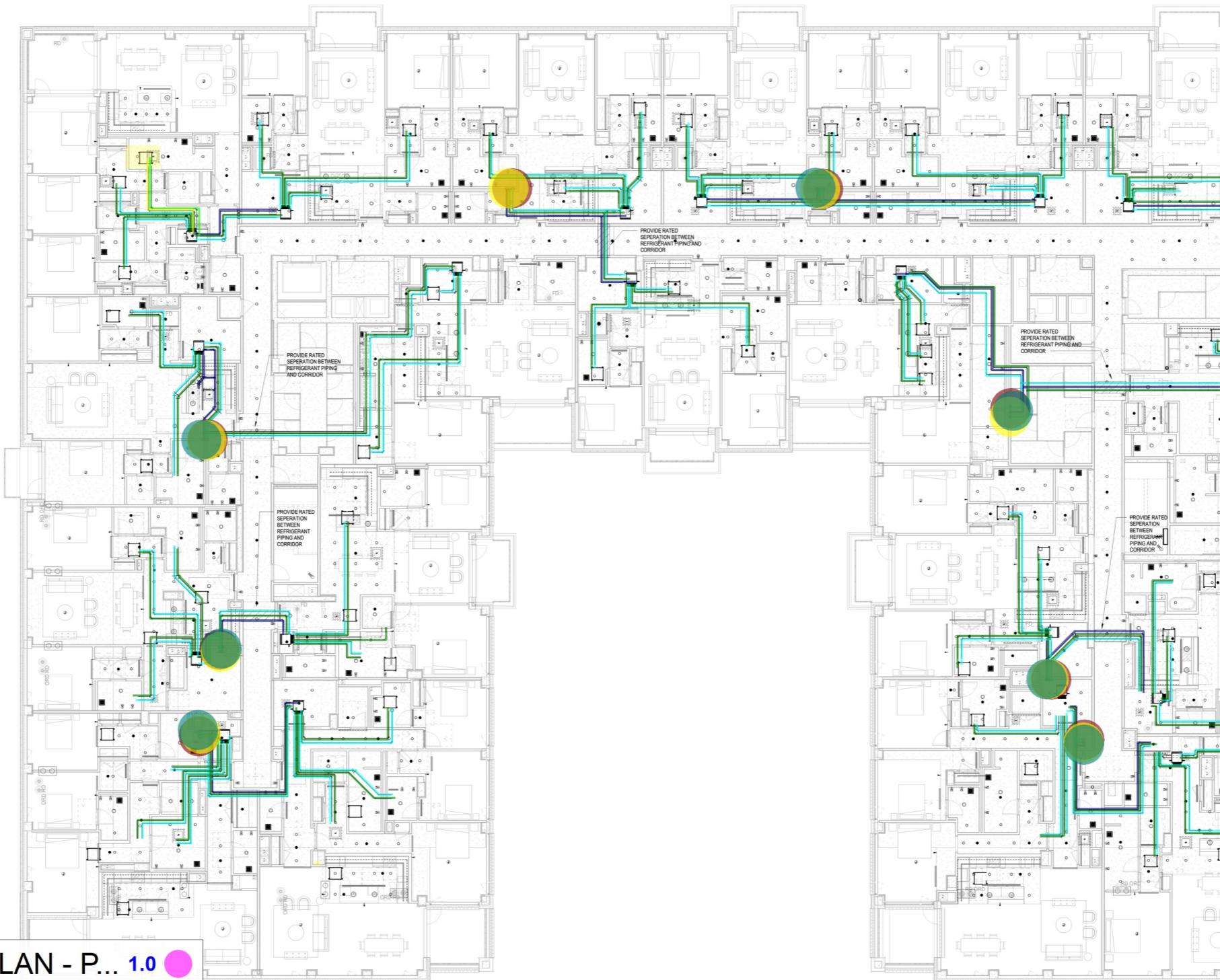
4/15/2022 2:29:05 PM
C:\Users\jacob@cookfox.com\Desktop\Edge on Hudson Mechanical v13_jacob@CF.rvt

A

B

C

D



FLOOR 3 PIPING PLAN - P... 1.0

- 1/4" REFERIGERANT ... 1,653.6 FT
- 1/4" REFERIGERANT PIPE 8.0
- 1/2" REFERIGERANT ... 1,650.8 FT
- 3/4" CONDENSATE DR... 449.8 FT
- 1/2" REFERIGERANT PIPE 8.0
- 3/4" CONDENSATE DRAIN... 7.0
- 3/8" REFERIGERANT PI... 24.1 FT
- 5/8" REFERIGERANT PI... 22.9 FT

Edge on Hudson

LIGHTHOUSE LANDING COMMUNITES, LLC CLIENT
50 RIVER STREET
SLEEPY HOLLOW, NY 10591

348 HUDSON STREET
NEW YORK, NY 10014
T: 212.230.2300

COOKFOX ARCHITECTS, BPC
250 WEST 57TH STREET, 17TH FLOOR
NEW YORK, NY 10107
T: 212.477.0267 F: 212.477.4521

KIMLEY-HORN OF NEW YORK P.C.
1 N LEXINGTON AVE, SUITE 1575
WHITE PLAINS, NY 10601
T: 914.368.9200

THORNTON TOMASETTI
120 BROADWAY
NEW YORK, NY 10271
T: 917.681.7800

DAGHER ENGINEERING, PLLC
29 BROADWAY
NEW YORK, NY 10006
T: 212.480.2591 F: 212.480.2654

FUTURE GREEN STUDIO
18 BAY STREET
BROOKLYN, NY 11231
T: 718.850.8995

LANGAN ENGINEERING
300 KIMBALL DRIVE, 4TH FLOOR
PASSAIC, NJ 07055
T: 973.560.4800 F: 973.560.4801

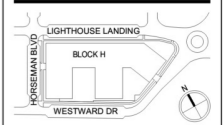
THORNTON TOMASETTI
120 BROADWAY
NEW YORK, NY 10271
T: 917.681.7800

THORNTON TOMASETTI
120 BROADWAY
NEW YORK, NY 10271
T: 917.681.7800

CERAM
1001 AVE OF THE AMERICAS, 4TH FLR
NEW YORK, NY 10018
T: 212.485.0291

ISSUES

NO.	DATE	DESCRIPTION
01	08.11.2021	10% SCHEMATIC DESIGN
02	11.18.2021	DD PROGRESS
03	12.17.2021	100% DESIGN DEVELOPMENT
04	01.21.2022	REVISED 10% DD
05	02.25.2022	50% CD ISSUE
06	03.18.2022	DDR FILING ISSUE
07	04.15.2022	80% CD ISSUE
08		
09		
10		
11		
12		
13		
14		
15		
16		
17		
18		
19		
20		
21		
22		
23		
24		
25		
26		
27		
28		
29		
30		
31		
32		
33		
34		
35		
36		
37		
38		
39		
40		
41		
42		
43		
44		
45		



© COOKFOX ARCHITECTS, BPC
THE DRAWING, ALL RIGHTS RESERVED AND ELECTRONIC FORMS MAY NOT BE USED
DUPLICATED, REPRODUCED OR TRANSMITTED IN ANY MANNER WITHOUT THE WRITTEN
CONSENT OF COOKFOX ARCHITECTS, BPC. ANY USE, REPRODUCTION, MODIFICATION,
OR CHANGE WILL SUBJECT THE USER AND ITS AGENTS TO LIABILITY FOR SUCH ACTS

PROJECT:
Edge on Hudson
2 LIGHTHOUSE LANDING
SLEEPY HOLLOW, NY 10591

DRAWING TITLE:
MECHANICAL FLOOR 3
PIPING PLAN - PART A

SCALE:	PROJ NO: XXXX
SHEET SIZE: 48"x36"	
DWG NO:	M-203A.00

NOT FOR CONSTRUCTION

A

B

C

D



●	FLOOR 4 PIPING PLAN PAR...	1.0	●
■	1/4" REFERIGERANT PIPE	844.1 FT	■
■	1/2" REFERIGERANT PIPE	878.9 FT	■
■	3/4" CONDENSATE DRAI...	369.5 FT	■
●	3/4" CONDENSATE DRAIN PI...	6.0	●
●	1/2" REFERIGERANT PIPE	7.0	●
●	1/4" REFERIGERANT PIPE	6.0	●
■	3/8" REFERIGERANT PIPE	147.7 FT	■
■	5/8" REFERIGERANT PIPE	146.5 FT	■

Edge on Hudson

LIGHTHOUSE LANDING COMMUNITES, LLC CLIENT
50 RIVER STREET
SLEEPY HOLLOW, NY 10591

HNES PROJECT MANAGER
348 HUDSON STREET
NEW YORK, NY 10014
T: 212.235.2300

COOKFOX ARCHITECTS, SPC ARCHITECT
250 WEST 57TH STREET, 17TH FLOOR
NEW YORK, NY 10107
T: 212.477.0267 F: 212.477.4521

KIMLEY-HORN OF NEW YORK P.C. SITE/CIVIL ENGINEER
1 N LEXINGTON AVE, SUITE 1575
WHITE PLAINS, NY 10601
T: 914.368.9200

THORNTON TOMASETTI STRUCTURAL ENGINEER
120 BROADWAY
NEW YORK, NY 10021
T: 917.681.7800

DAGHER ENGINEERING, PLLC MEP ENGINEER
29 BROADWAY
NEW YORK, NY 10008
T: 212.480.2591 F: 212.480.2854

FUTURE GREEN STUDIO LANDSCAPE ARCHITECT
18 BAY STREET
BROOKLYN, NY 11231
T: 718.850.8995

LANGAN ENGINEERING GEOTECHNICAL CONSULTANT
300 KIMBALL DRIVE, 4TH FLOOR
PASSICUNNY, NJ 07054
T: 973.560.4800 F: 973.560.4801

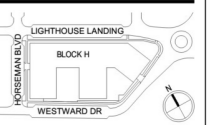
THORNTON TOMASETTI ENVELOPE CONSULTANT
120 BROADWAY
NEW YORK, NY 10021
T: 917.681.7800

THORNTON TOMASETTI LEED CONSULTANT
120 BROADWAY
NEW YORK, NY 10021
T: 917.681.7800

CERAM ACOUSTIC CONSULTANT
1001 AVE OF THE AMERICAS, 4TH FLR
NEW YORK, NY 10018
T: 212.485.0291

ISSUES

NO.	DATE	DESCRIPTION
01	08.11.2021	10% SCHEMATIC DESIGN
02	11.18.2021	50% PROGRESS
03	12.17.2021	100% DESIGN DEVELOPMENT
04	01.21.2022	REVISED 10% CD
05	02.25.2022	50% CD ISSUE
06	03.18.2022	100% CD FILING ISSUE
07	04.15.2022	80% CD ISSUE
08		
09		
10		
11		
12		
13		
14		
15		
16		
17		
18		
19		
20		
21		
22		
23		
24		
25		
26		
27		
28		
29		
30		
31		
32		
33		
34		
35		
36		
37		
38		
39		
40		
41		
42		
43		
44		
45		



© COOKFOX ARCHITECTS, SPC
THIS DRAWING, AS WELL AS ANY AND ALL ELECTRIC, MECHANICAL, AND PLUMBING WORK, IS THE PROPERTY OF COOKFOX ARCHITECTS, SPC. ANY REUSE, REPRODUCTION, OR CHANGE WILL SUBJECT THE USER AND ITS AGENTS TO LIABILITY OF SUCH ACTS.

PROJECT:
Edge on Hudson
Lighthouse Landing
SLEEPY HOLLOW, NY 10591

DRAWING TITLE:
**MECHANICAL FLOOR 4
PIPING PLAN - PART B**

SEAL	PROJ NO: XXXX
SCALE:	SHEET SIZE: 48"x36"
DWG NO:	M-204B.00

8 SCAN STICKER

NOT FOR CONSTRUCTION

4/15/2022 9:30:21 AM
C:\Users\jacobcook\Documents\Edge on Hudson Mechanical v13_jacobc\PLT.rvt

A

B

C

D



FLOOR 4 PIPING PLAN PART A	
1/4" REFERIGERANT PIPE	1,410.7 FT
1/4" REFERIGERANT PIPE	8.0
1/2" REFERIGERANT PIPE	1,413.4 FT
1/2" REFERIGERANT PIPE	7.0
3/4" CONDENSATE DRAIN P...	346.7 FT
3/4" CONDENSATE DRAIN PIPE	3.0
3/8" REFERIGERANT PIPE	70.0 FT
5/8" REFERIGERANT PIPE	75.1 FT

Edge on Hudson

LIGHTHOUSE LANDING COMMUNITES, LLC CLIENT
 50 RIVER STREET
 SLEEPY HOLLOW, NY 10591

HMS PROJECT MANAGER
 348 HUDSON STREET
 NEW YORK, NY 10014
 T: 212.235.2300

COOKFOX ARCHITECTS, BPC ARCHITECT
 250 WEST 57TH STREET, 17TH FLOOR
 NEW YORK, NY 10107
 T: 212.477.0267 F: 212.477.4521

KIMLEY-HORN OF NEW YORK P.C. SITE/CIVIL ENGINEER
 1 N LEXINGTON AVE, SUITE 1575
 WHITE PLAINS, NY 10601
 T: 914.368.9200

THORNTON TOMASETTI STRUCTURAL ENGINEER
 125 BROADWAY
 NEW YORK, NY 10271
 T: 917.681.7800

DAGHER ENGINEERING, PLLC MEP ENGINEER
 29 BROADWAY
 NEW YORK, NY 10006
 T: 212.480.2591 F: 212.480.2854

FUTURE GREEN STUDIO LANDSCAPE ARCHITECT
 18 BAY STREET
 BROOKLYN, NY 11231
 T: 718.850.8995

LANGAN ENGINEERING GEOTECHNICAL CONSULTANT
 300 KIMBALL DRIVE, 4TH FLOOR
 PASSPYRANY, NJ 07053
 T: 973.560.4800 F: 973.560.4801

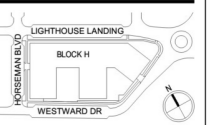
THORNTON TOMASETTI ENVELOPE CONSULTANT
 125 BROADWAY
 NEW YORK, NY 10271
 T: 917.681.7800

THORNTON TOMASETTI LEED CONSULTANT
 125 BROADWAY
 NEW YORK, NY 10271
 T: 917.681.7800

CERAM ACOUSTIC CONSULTANT
 1001 AVE OF THE AMERICAS, 4TH FLR
 NEW YORK, NY 10018
 T: 212.485.0291

ISSUES

NO.	DATE	DESCRIPTION
01	08.11.2021	10% SCHEMATIC DESIGN
02	11.18.2021	DD PROGRESS
03	12.17.2021	100% DESIGN DEVELOPMENT
04	01.21.2022	REVISED 10% DD
05	02.25.2022	50% CD ISSUE
06	03.18.2022	DD/FILING ISSUE
07	04.15.2022	80% CD ISSUE
08		
09		
10		
11		
12		
13		
14		
15		
16		
17		
18		
19		
20		
21		
22		
23		
24		
25		
26		
27		
28		
29		
30		
31		
32		
33		
34		
35		
36		
37		
38		
39		
40		
41		
42		
43		
44		
45		



© COOKFOX ARCHITECTS, BPC
 THE DRAWING, ALL RIGHTS RESERVED AND ELECTRONIC FORMS MAY NOT BE USED
 OR REPRODUCED WITHOUT WRITTEN PERMISSION FROM COOKFOX ARCHITECTS, BPC
 ANY CHANGES TO THIS DRAWING SHALL BE MADE BY COOKFOX ARCHITECTS, BPC
 OR CHANGES WILL SUBJECT THE USER AND ITS AGENTS TO LIABILITY OF SUCH ACTS

PROJECT:
 Edge on Hudson
 2 LIGHTHOUSE LANDING
 SLEEPY HOLLOW, NY 10591

DRAWING TITLE:
**MECHANICAL FLOOR 4
 PIPING PLAN - PART A**

SEAL	PROJ NO: XXXX
SCALE:	
SHEET SIZE: 48"x36"	
DWG NO:	M-204A.00

NOT FOR CONSTRUCTION

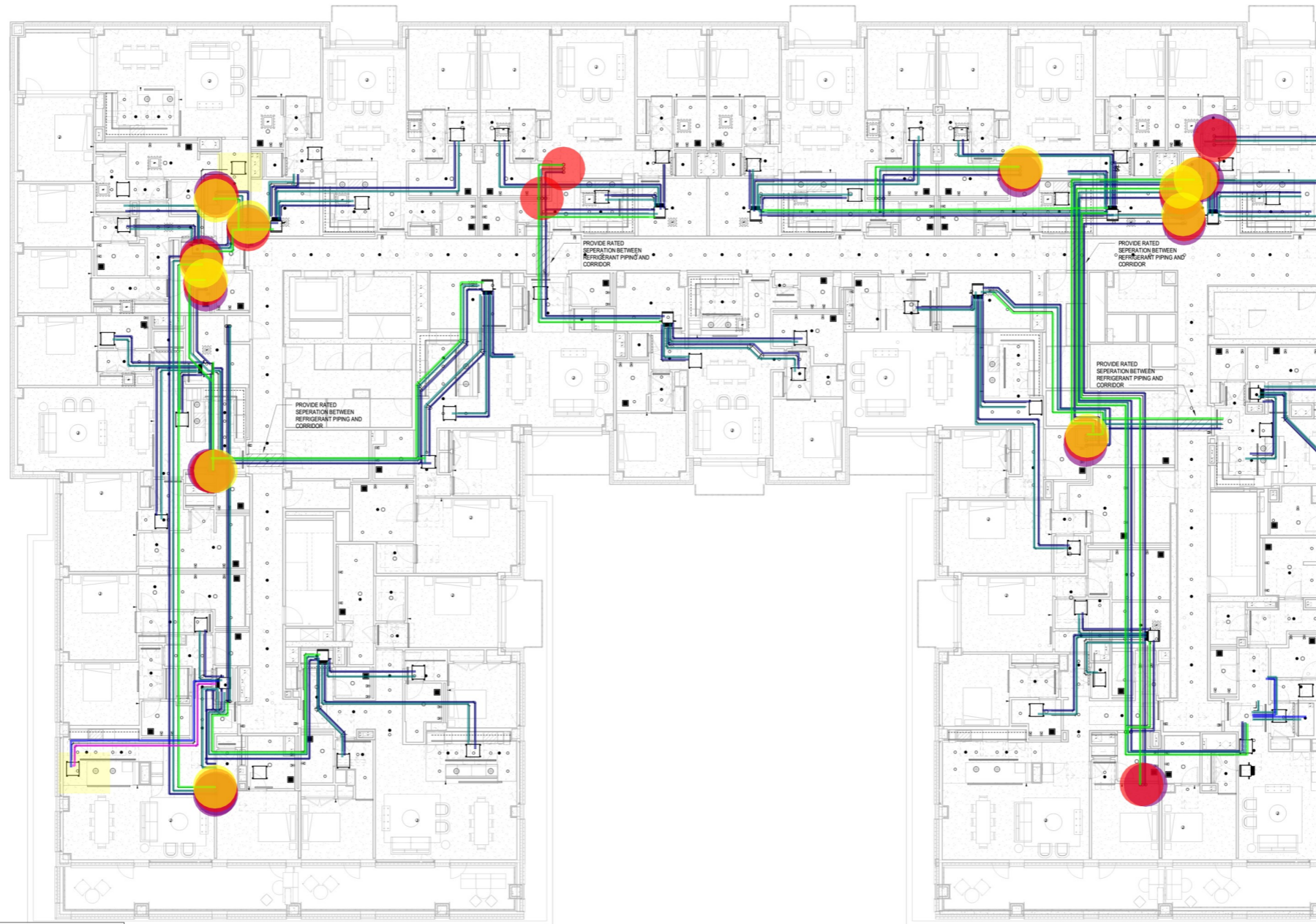
8 SCAN STICKER

A

B

C

D



- FLOOR 5 PIPING PLAN PART A
- 1/4" REFERIGERANT PIPE 1,863.2 FT
- 1/4" REFERIGERANT PIPE 15.0
- 1/2" REFERIGERANT PIPE 1,728.5 FT
- 1/2" REFERIGERANT PIPE 15.0
- 3/4" CONDENSATE DRAIN PIPE 890.5 FT
- 3/4" CONDENSATE DRAIN PIPE 11.0
- 3/8" REFERIGERANT PIPE 62.5 FT
- 5/8" REFERIGERANT PIPE 39.5 FT

Edge on Hudson

LIGHTHOUSE LANDING COMMUNITIES, LLC CLIENT
50 RIVER STREET
SLEEPY HOLLOW, NY 10591

HMS PROJECT MANAGER
348 HUDSON STREET
NEW YORK, NY 10014
T: 212.235.2300

COOKFOX ARCHITECTS, BPC ARCHITECT
250 WEST 57TH STREET, 17TH FLOOR
NEW YORK, NY 10107
T: 212.477.0267 F: 212.477.4521

KIMLEY-HORN OF NEW YORK P.C. SITE/CIVIL ENGINEER
1 N LEXINGTON AVE, SUITE 1575
WHITE PLAINS, NY 10601
T: 914.368.9200

THORNTON TOMASETTI STRUCTURAL ENGINEER
120 BROADWAY
NEW YORK, NY 10271
T: 917.681.7800

DAGHER ENGINEERING, PLLC MEP ENGINEER
29 BROADWAY
NEW YORK, NY 10008
T: 212.480.2591 F: 212.480.2654

FUTURE GREEN STUDIO LANDSCAPE ARCHITECT
18 BAY STREET
BROOKLYN, NY 11231
T: 718.850.8995

LANGAN ENGINEERING GEOTECHNICAL CONSULTANT
300 KIMBALL DRIVE, 4TH FLOOR
PASSICUNNY, NJ 07054
T: 973.560.4800 F: 973.560.4801

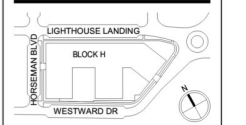
THORNTON TOMASETTI ENVELOPE CONSULTANT
120 BROADWAY
NEW YORK, NY 10271
T: 917.681.7800

THORNTON TOMASETTI LEED CONSULTANT
120 BROADWAY
NEW YORK, NY 10271
T: 917.681.7800

CERAM ACUSTIC CONSULTANT
1001 AVE OF THE AMERICAS, 4TH FLR
NEW YORK, NY 10018
T: 212.485.0291

ISSUES

NO.	DATE	DESCRIPTION
01	08.11.2021	10% SCHEMATIC DESIGN
02	11.18.2021	30% PROGRESS
03	12.17.2021	100% DESIGN DEVELOPMENT
04	01.21.2022	REVISED 10% CD
05	02.25.2022	50% CD ISSUE
06	03.18.2022	100% CD FILING ISSUE
07	04.15.2022	80% CD ISSUE
08		
09		
10		
11		
12		
13		
14		
15		
16		
17		
18		
19		
20		
21		
22		
23		
24		
25		
26		
27		
28		
29		
30		
31		
32		
33		
34		
35		
36		
37		
38		
39		
40		
41		
42		
43		
44		
45		



© COOKFOX ARCHITECTS, BPC
THE DRAWING, ARCHITECTURAL AND ELECTRICAL FORMS MAY NOT BE USED
DUPLICATED, REPRODUCED OR TRANSMITTED IN ANY MANNER WITHOUT THE WRITTEN
CONSENT OF COOKFOX ARCHITECTS, BPC. ANY SUCH REPRODUCTION, REPRODUCTION
OR CHANGE WILL SUBJECT THE USER AND ITS AGENTS TO LIABILITY FOR SUCH ACTS.

PROJECT:
Edge on Hudson
2 LIGHTHOUSE LANDING
SLEEPY HOLLOW, NY 10591

MECHANICAL FLOOR 5
PIPING PLAN - PART A

SEAL	PROJ NO: XXXX
SCALE:	
SHEET SIZE: 48"X36"	
DWG NO:	M-205A.00

8 SCAN STICKER

NOT FOR CONSTRUCTION

4/15/2022 9:30:34 AM
C:\Users\jacob@cookfox.com\Desktop\Edge on Hudson Mechanical\15_jacob@cf.com

A

B

C

D



●●● FLOOR 5 PIPING PLAN PART A	1.0	●
■ 1/4" REFERIGERANT PIPE	1,257.2 FT	■
●●● 1/4" REFERIGERANT PIPE	12.0	●
■ 1/2" REFERIGERANT PIPE	1,219.6 FT	■
●●● 1/2" REFERIGERANT PIPE	13.0	●
■ 3/4" CONDENSATE DRAIN ...	661.5 FT	■
●●● 3/4" CONDENSATE DRAIN PIPE	10.0	●

Edge on Hudson

LIGHTHOUSE LANDING COMMUNITES, LLC CLIENT
50 RIVER STREET
SLEEPY HOLLOW, NY 10591

HINES PROJECT MANAGER
348 HUDSON STREET
NEW YORK, NY 10014
T: 212.236.2300

COOKFOX ARCHITECTS, BPC ARCHITECT
250 WEST 57TH STREET, 17TH FLOOR
NEW YORK, NY 10107
T: 212.477.0267 F: 212.477.4521

KIMLEY-HORN OF NEW YORK P.C. SITE/CIVIL ENGINEER
1 N LEXINGTON AVE, SUITE 1575
WHITE PLAINS, NY 10601
T: 914.368.9200

THORNTON TOMASETTI STRUCTURAL ENGINEER
120 BROADWAY
NEW YORK, NY 10271
T: 917.681.7800

DAGHER ENGINEERING, PLLC MEP ENGINEER
29 BROADWAY
NEW YORK, NY 10008
T: 212.480.2591 F: 212.480.2654

FUTURE GREEN STUDIO LANDSCAPE ARCHITECT
18 BAY STREET
BROOKLYN, NY 11231
T: 718.850.8995

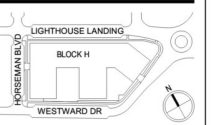
LANGAN ENGINEERING GEOTECHNICAL CONSULTANT
300 KIMBALL DRIVE, 4TH FLOOR
PASSICUM, NJ 07055
T: 973.560.4800 F: 973.560.4801

THORNTON TOMASETTI ENVELOPE CONSULTANT
120 BROADWAY
NEW YORK, NY 10271
T: 917.681.7800

THORNTON TOMASETTI LEED CONSULTANT
120 BROADWAY
NEW YORK, NY 10271
T: 917.681.7800

CERAM ACUSTIC CONSULTANT
1001 AVE OF THE AMERICAS, 4TH FLR
NEW YORK, NY 10018
T: 212.485.0291

NO.	DATE	DESCRIPTION
01	08.11.2021	10% SCHEMATIC DESIGN
02	11.18.2021	DD PROGRESS
03	12.17.2021	100% DESIGN DEVELOPMENT
04	01.21.2022	REVISED 10% DD
05	02.25.2022	50% CD ISSUE
06	03.18.2022	DDR FILING ISSUE
07	04.15.2022	80% CD ISSUE
08		
09		
10		
11		
12		
13		
14		
15		
16		
17		
18		
19		
20		
21		
22		
23		
24		
25		
26		
27		
28		
29		
30		
31		
32		
33		
34		
35		
36		
37		
38		
39		
40		
41		
42		
43		
44		
45		



© COOKFOX ARCHITECTS, BPC
THE DRAWING, AS BOTH PRINTED AND ELECTRONIC FORMS, MAY NOT BE REPRODUCED, COPIED, OR TRANSMITTED IN ANY MANNER WITHOUT THE WRITTEN CONSENT OF COOKFOX ARCHITECTS, BPC. ANY USE OF THIS DRAWING, REPRODUCTION, OR CHANGE WILL SUBJECT THE USER AND ITS AGENTS TO LIABILITY FOR SUCH ACTS.

PROJECT:
Edge on Hudson
2 LIGHTHOUSE LANDING
SLEEPY HOLLOW, NY 10591

DRAWING TITLE:
MECHANICAL FLOOR 5
PIPING PLAN - PART B

SEAL	PROJ NO: XXXX
SCALE:	
SHEET SIZE: 48"x36"	
DWG NO:	M-205B.00

8 SCAN STICKER

NOT FOR CONSTRUCTION

4/15/2022 9:20:45 PM
C:\Users\jacobcook\Documents\Edge on Hudson\Mechanical\15_jacobcook.rvt

LIGHTHOUSE LANDING COMMUNITIES, LLC CLIENT
 50 NEW STREET
 SLEEPY HOLLOW, NY 10591

340 KILGUS STREET PROJECT MANAGER
 NEW YORK, NY 10014
 T: 212.262.2200

COOKFOX ARCHITECTS, INC. ARCHITECT
 200 WEST 47TH STREET, 17TH FLOOR
 NEW YORK, NY 10012
 T: 212.477.0200 F: 212.477.4521

MURPHY HORN OF NEW YORK P.C. SITE/CIVIL ENGINEER
 114 BERKSHIRE AVENUE, SUITE 1015
 WHITE PLAINS, NY 10601
 T: 914.366.5000

THORNTON TOMASETTI STRUCTURAL ENGINEER
 NEW YORK, NY 10271
 T: 317.861.7000

DAWSON ENGINEERING PLLC MEP ENGINEER
 62 BRONXWAY
 NEW YORK, NY 10508
 T: 212.480.2591 F: 212.480.2654

FUTURE GREEN BUILDING LANDSCAPE ARCHITECT
 18 DAY STREET
 BROOKLYN, NY 11224
 T: 718.862.8992

LANDSKAP ENGINEERING GEOTECHNICAL CONSULTANT
 300 KIMBALL DRIVE, 4TH FLOOR
 FARGO, ND 58104
 T: 701.785.4000 F: 701.785.4001

THORNTON TOMASETTI ENVELOPE CONSULTANT
 120 BRONXWAY
 NEW YORK, NY 10271
 T: 317.861.7000

THORNTON TOMASETTI SEED CONSULTANT
 120 BRONXWAY
 NEW YORK, NY 10271
 T: 317.861.7000

SEAM ACOUSTIC CONSULTANT
 101 AVE OF THE AMERICAS 4TH FLOOR
 NEW YORK, NY 10018
 T: 212.486.0201

ISSUE NO.	DATE	DESCRIPTION	Δ
01	01.17.2021	10% SCHEMATIC DESIGN	1
02	01.17.2021	20% DESIGN DEVELOPMENT	2
03	01.17.2021	30% DESIGN DEVELOPMENT	3
04	01.17.2021	40% DESIGN DEVELOPMENT	4
05	02.25.2021	50% DESIGN DEVELOPMENT	5
06	03.25.2021	60% DESIGN DEVELOPMENT	6
07	04.25.2021	70% DESIGN DEVELOPMENT	7
08	05.25.2021	80% DESIGN DEVELOPMENT	8
09	06.25.2021	90% DESIGN DEVELOPMENT	9
10	07.25.2021	100% DESIGN DEVELOPMENT	10
11			
12			
13			
14			
15			
16			
17			
18			
19			
20			
21			
22			
23			
24			
25			
26			
27			
28			
29			
30			
31			
32			
33			
34			
35			
36			
37			
38			
39			
40			
41			
42			
43			
44			
45			




PROJECT:
 2 LIGHTHOUSE LANDING
 SLEEPY HOLLOW, NY 10591

DRAWING TITLE:
AIR RISER DIAGRAM II

SEAL	PROJ. NO.:
	SCALE:
	SHEET SIZE: 41"x37"
	DWG. NO.:
	M-501.00

NOT FOR CONSTRUCTION



- First Floor 1.0
- 2nd Floor 1.0
- Constant Air Flow R... 16.0
- Constant Air Flow Re... 2.0
- 3rd Floor 1.0
- Constant Air Flow R... 33.0
- Constant Air Flow R... 10.0
- 4th Floor 1.0
- Constant Air Flow R... 28.0
- Constant Air Flow R... 10.0
- 5th Floor 30.0
- Constant Air Flow R... 10.0

NO.	DATE	DESCRIPTION	Δ
01	08-17-2021	10% SCHEMATIC DESIGN	1
02	09-17-2021	20% ARCHITECTURE	2
03	11-17-2021	30% DESIGN DEVELOPMENT	3
04	01-17-2022	40% DESIGN DEVELOPMENT	4
05	03-21-2022	50% CD ISSUE	5
06	05-10-2022	60% PERMITS	6
07	06-10-2022	60% PERMITS	7
08			
09			
10			
11			
12			
13			
14			
15			
16			
17			
18			
19			
20			
21			
22			
23			
24			
25			
26			
27			
28			
29			
30			
31			
32			
33			
34			
35			
36			
37			
38			
39			
40			
41			
42			
43			
44			
45			

NO.	DATE	DESCRIPTION	Δ
01			
02			
03			
04			
05			
06			
07			
08			
09			
10			
11			
12			
13			
14			
15			
16			
17			
18			
19			
20			
21			
22			
23			
24			
25			
26			
27			
28			
29			
30			
31			
32			
33			
34			
35			
36			
37			
38			
39			
40			
41			
42			
43			
44			
45			



PROJECT
 2 LIGHTHOUSE LANDING
 SLEEPY HOLLOW, NY 10591

DRAWING TITLE
 AIR RISER DIAGRAM I

SCALE:	PROJ. NO.:
SHEET SIZE: 41"X36"	SCALE:
DWG. NO.:	DWG. NO.:
	M-500.00

8 SCAN STICKER

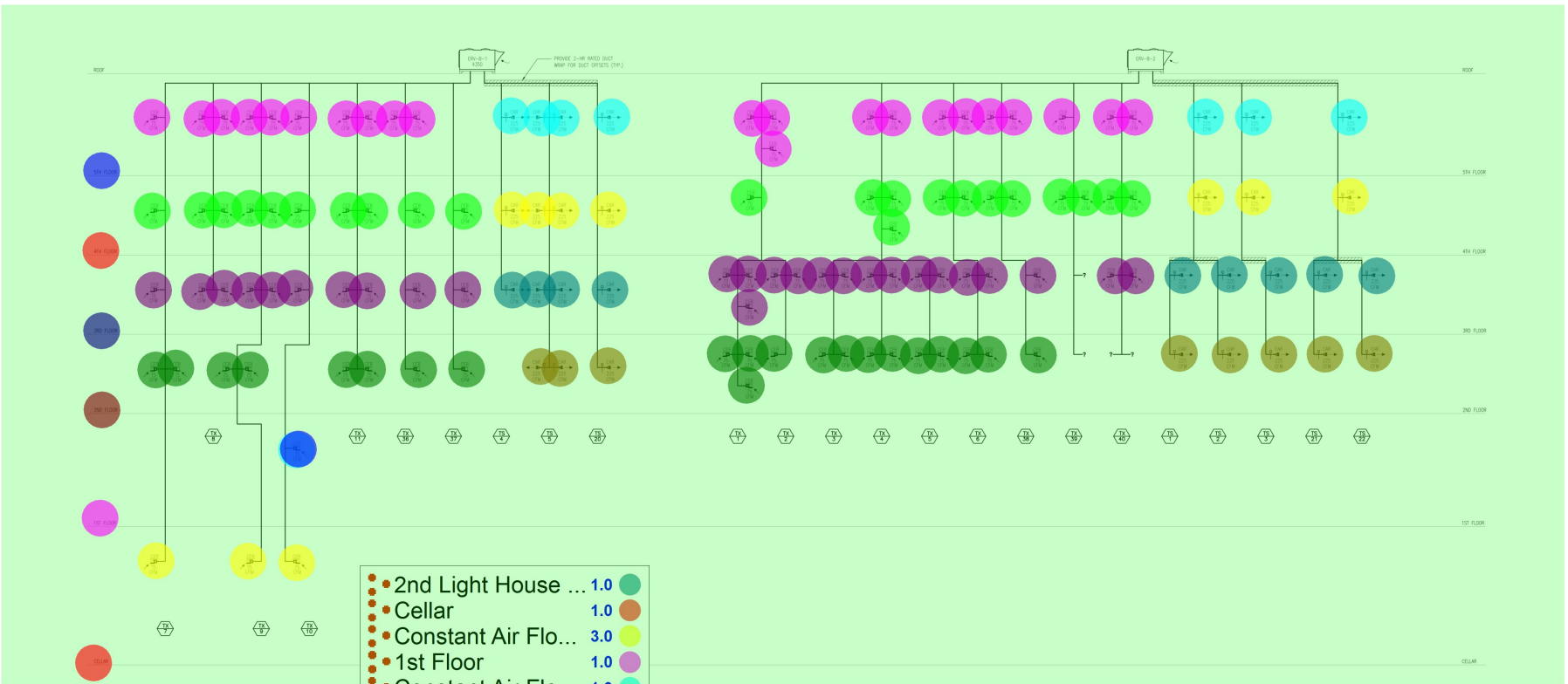
1 2 3 4 5 6

A

B

C

D



- 2nd Light House ... 1.0
- Cellar 1.0
- Constant Air Flo... 3.0
- 1st Floor 1.0
- Constant Air Flo... 1.0
- 2nd Floor 1.0
- Constant Air Flo... 21.0
- Constant Air Flo... 8.0
- 3rd Floor 1.0
- Constant Air Flo... 26.0
- Constant Air Flo... 9.0
- 4th Floor 1.0
- Constant Air Flo... 22.0
- Constant Air Flo... 7.0
- 5th Floor 1.0
- Constant Air Flo... 22.0
- Constant Air Flo... 7.0
- Constant Air Flo... 1.0

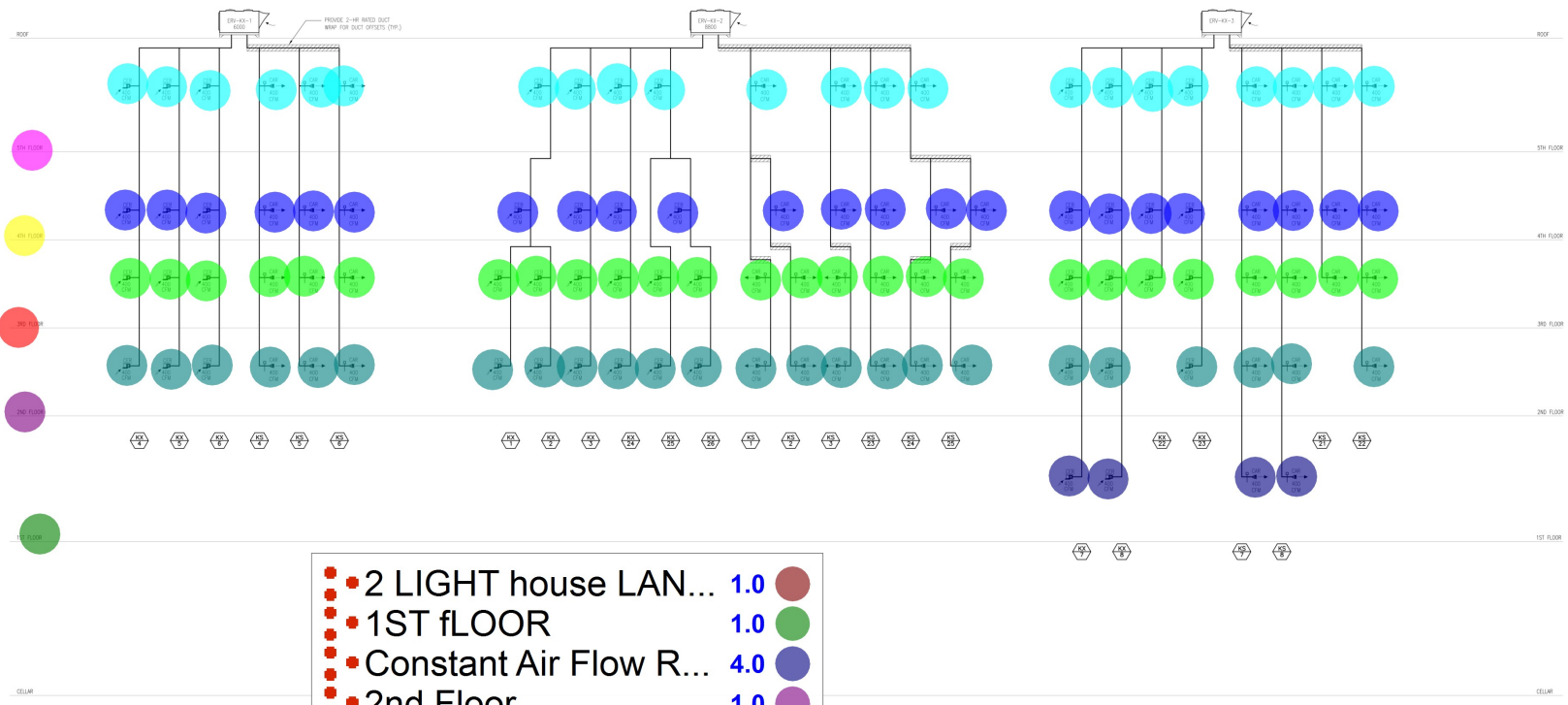
APARTMENT VENTILATION SEQUENCE OF OPERATION

KITCHEN EXHAUST & SUPPLY
 1. EXHAUST & SUPPLY ZONE TO REMAIN IN LOW POSITION, 20 CFM
 2. UPON ACTIVATION OF HOOD SWITCH, EXHAUST AND SUPPLY ZONE TO OPEN TO HIGH POSITION, 400 CFM
 3. UPON DEACTIVATION OF HOOD SWITCH, EXHAUST & SUPPLY ZONE TO RETURN TO LOW POSITION, 20 CFM

BEDROOM DOWNDRAFT
 1. EXHAUST & SUPPLY ZONE TO REMAIN IN LOW POSITION, 20 CFM
 2. UPON ACTIVATION OF HOOD SWITCH, EXHAUST AND SUPPLY ZONE TO OPEN TO HIGH POSITION, 25 CFM
 3. UPON DEACTIVATION OF HOOD SWITCH, EXHAUST & SUPPLY ZONE TO RETURN TO LOW POSITION, 20 CFM

BEDROOM SUPPLY
 1. WHEN ALL BEDROOM EXHAUST ZONES ARE IN LOW POSITION, SUPPLY ZONE TO REMAIN IN LOW POSITION, 20 CFM/BEDROOM
 2. UPON ACTIVATION OF TWO OR MORE WALL SWITCHES, SUPPLY ZONE TO OPEN TO HIGH POSITION, 20 CFM
 3. UPON DEACTIVATION OF WALL SWITCHES TO TWO OR FEWER SUPPLY ZONE TO RETURN TO LOW POSITION, 20 CFM/BEDROOM

NOT FOR CONSTRUCTION



- 2 LIGHT house LAN... 1.0
- 1ST FLOOR 1.0
- Constant Air Flow R... 4.0
- 2nd Floor 1.0
- Constant Air Flow R... 24.0
- 3rd Floor 1.0
- Constant Air Flow R... 26.0
- 4th Floor 1.0
- Constant Air Flow R... 23.0
- 5th Floor 1.0
- Constant Air Flow R... 22.0

LIGHTHOUSE LANDING COMMUNITIES, LLC CLIENT
 50 NEW STREET
 SLEEPY HOLLOW, NY 10591

340 KILGUS STREET PROJECT
 NEW YORK, NY 10014
 T: 212.205.2200

COOKFOX ARCHITECTS, P.C. ARCHITECT
 200 WEST 57TH STREET, 11TH FLOOR
 NEW YORK, NY 10019
 T: 212.477.0800 F: 212.477.4521

MARLEIGH OF NEW YORK P.C. SITE/CIVIL
 174 BROADWAY, SUITE 1925
 NEW YORK, NY 10007
 T: 212.368.5000

THORNTON TOMASETTI STRUCTURAL
 NEW YORK, NY 10271
 T: 317.861.7800

MEP ENGINEER

DAKIN ENGINEERING, PLLC MEP
 22 BROADWAY
 NEW YORK, NY 10008
 T: 212.480.2591 F: 212.480.2654

MEP ENGINEER

FUTURE GREEN STUDIO LANDSCAPE
 18 DAY STREET
 BROOKLYN, NY 11224
 T: 718.862.8982

LANDAM ENGINEERING GEOTECHNICAL
 300 KIMBALL DRIVE, 4TH FLOOR
 FORT LEE, NJ 07624
 T: 873.360.4900 F: 873.568.4901

THORNTON TOMASETTI ENVELOPE
 CONSULTANT
 NEW YORK, NY 10271
 T: 317.861.7800

THORNTON TOMASETTI SEED
 CONSULTANT
 NEW YORK, NY 10271
 T: 317.861.7800

CEMEX ACoustIC
 101 AVE OF THE AMERICAS 4TH FLOOR
 NEW YORK, NY 10038
 T: 212.486.0201

ISSUE	NO.	DATE	DESCRIPTION	Δ
01	01	01/2021	10% SCHEMATIC DESIGN	1
02	02	02/2021	20% ARCHITECTURE	2
03	03	03/2021	30% DESIGN DEVELOPMENT	3
04	04	04/2021	40% DESIGN DEVELOPMENT	4
05	05	05/2021	50% DESIGN DEVELOPMENT	5
06	06	06/2021	60% DESIGN DEVELOPMENT	6
07	07	07/2021	70% DESIGN DEVELOPMENT	7
08	08	08/2021	80% DESIGN DEVELOPMENT	8
09	09	09/2021	90% DESIGN DEVELOPMENT	9
10	10	10/2021	100% DESIGN DEVELOPMENT	10
11	11	11/2021	100% DESIGN DEVELOPMENT	11
12	12	12/2021	100% DESIGN DEVELOPMENT	12
13	13	01/2022	100% DESIGN DEVELOPMENT	13
14	14	02/2022	100% DESIGN DEVELOPMENT	14
15	15	03/2022	100% DESIGN DEVELOPMENT	15
16	16	04/2022	100% DESIGN DEVELOPMENT	16
17	17	05/2022	100% DESIGN DEVELOPMENT	17
18	18	06/2022	100% DESIGN DEVELOPMENT	18
19	19	07/2022	100% DESIGN DEVELOPMENT	19
20	20	08/2022	100% DESIGN DEVELOPMENT	20
21	21	09/2022	100% DESIGN DEVELOPMENT	21
22	22	10/2022	100% DESIGN DEVELOPMENT	22
23	23	11/2022	100% DESIGN DEVELOPMENT	23
24	24	12/2022	100% DESIGN DEVELOPMENT	24
25	25	01/2023	100% DESIGN DEVELOPMENT	25
26	26	02/2023	100% DESIGN DEVELOPMENT	26
27	27	03/2023	100% DESIGN DEVELOPMENT	27
28	28	04/2023	100% DESIGN DEVELOPMENT	28
29	29	05/2023	100% DESIGN DEVELOPMENT	29
30	30	06/2023	100% DESIGN DEVELOPMENT	30
31	31	07/2023	100% DESIGN DEVELOPMENT	31
32	32	08/2023	100% DESIGN DEVELOPMENT	32
33	33	09/2023	100% DESIGN DEVELOPMENT	33
34	34	10/2023	100% DESIGN DEVELOPMENT	34
35	35	11/2023	100% DESIGN DEVELOPMENT	35
36	36	12/2023	100% DESIGN DEVELOPMENT	36
37	37	01/2024	100% DESIGN DEVELOPMENT	37
38	38	02/2024	100% DESIGN DEVELOPMENT	38
39	39	03/2024	100% DESIGN DEVELOPMENT	39
40	40	04/2024	100% DESIGN DEVELOPMENT	40
41	41	05/2024	100% DESIGN DEVELOPMENT	41
42	42	06/2024	100% DESIGN DEVELOPMENT	42
43	43	07/2024	100% DESIGN DEVELOPMENT	43
44	44	08/2024	100% DESIGN DEVELOPMENT	44
45	45	09/2024	100% DESIGN DEVELOPMENT	45
46	46	10/2024	100% DESIGN DEVELOPMENT	46
47	47	11/2024	100% DESIGN DEVELOPMENT	47
48	48	12/2024	100% DESIGN DEVELOPMENT	48
49	49	01/2025	100% DESIGN DEVELOPMENT	49
50	50	02/2025	100% DESIGN DEVELOPMENT	50

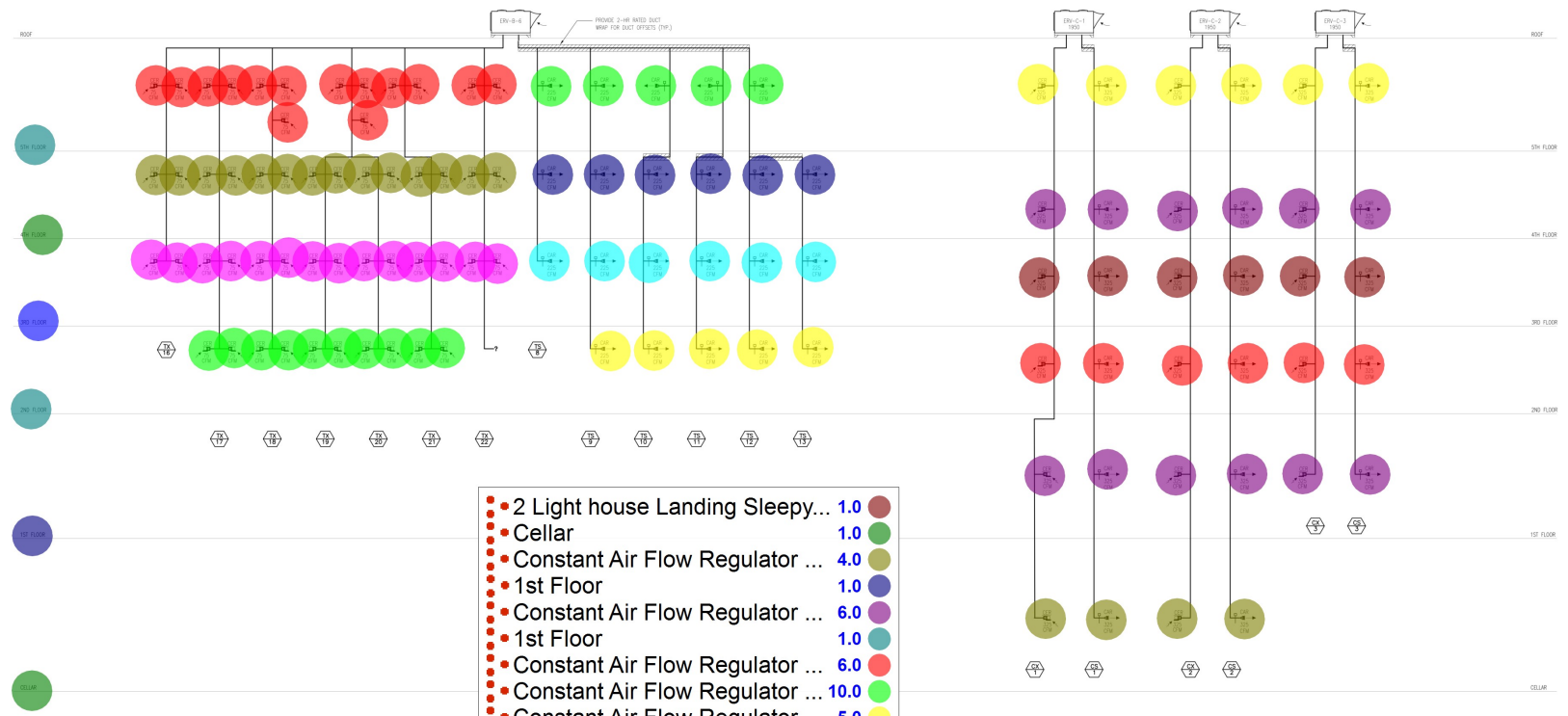


PROJECT
 2 LIGHTHOUSE LANDING
 SLEEPY HOLLOW, NY 10591

DRAWING TITLE
 AIR RISER DIAGRAM IV

SEAL	PROJ. NO.
SCALE	SCALE
SHEET SIZE: 41"x37"	DWG. NO.
	M-503.00
8 SCAN STICKER	

NOT FOR CONSTRUCTION



- 2 Light house Landing Sleepy... 1.0
- Cellar 1.0
- Constant Air Flow Regulator ... 4.0
- 1st Floor 1.0
- Constant Air Flow Regulator ... 6.0
- 1st Floor 1.0
- Constant Air Flow Regulator ... 6.0
- Constant Air Flow Regulator ... 10.0
- Constant Air Flow Regulator ... 5.0
- 3rd Floor 1.0
- Constant Air Flow Regulator ... 14.0
- Constant Air Flow Regulator ... 6.0
- Constant Air Flow Regulator ... 6.0
- 4th Floor 1.0
- Constant Air Flow Regulator ... 14.0
- Constant Air Flow Regulator ... 6.0
- Constant Air Flow Regulator ... 6.0
- 5th Floor 1.0
- Constant Air Flow Regulator ... 14.0
- Constant Air Flow Regulator ... 5.0
- Constant Air Flow Regulator ... 6.0



LIGHTHOUSE LANDING COMMUNITIES, LLC CLIENT
 50 HENRY STREET
 SLEEPY HOLLOW, NY 10591

340 HULLISON STREET PROJECT
 NEW YORK, NY 10014
 T: 212.205.2200

COOKFOX ARCHITECTS, INC. ARCHITECT
 200 WEST 47TH STREET, 11TH FLOOR
 NEW YORK, NY 10012
 T: 212.477.0207 F: 212.477.4521

MARLETTA GROUP OF NEW YORK P.C. SITE/CIVIL
 174 WASHINGTON AVE, SUITE 1915
 NEW YORK, NY 10011
 T: 212.368.5007

THORNTON TOMASETTI STRUCTURAL
 NEW YORK, NY 10011
 T: 317.861.7800

MEP ENGINEER

DAWSON ENGINEERING, PLLC MEP
 22 BROADWAY
 NEW YORK, NY 10008
 T: 212.480.2591 F: 212.480.2654

FUTURE GREEN BUILDING LANDSCAPE
 18 BAY STREET
 BROOKLYN, NY 11221
 T: 718.852.8982

LANDAU ENGINEERING GEOTECHNICAL
 300 HUNNELL DRIVE, 4TH FLOOR
 FARGO, ND 58104
 T: 872.560.4900 F: 872.560.4901

THORNTON TOMASETTI ENVELOPE
 120 BROADWAY
 NEW YORK, NY 10011
 T: 317.861.7800

THORNTON TOMASETTI CONSULTANT
 120 BROADWAY
 NEW YORK, NY 10011
 T: 317.861.7800

SEAM ACOUSTIC
 101 AVENUE OF THE AMERICANS, 4TH FLOOR
 NEW YORK, NY 10018
 T: 212.486.0201

ISSUE	NO.	DATE	DESCRIPTION	Δ
01	01.01.2021	10% SCHEMATIC DESIGN	1	
02	01.15.2021	20% DEVELOPMENT	2	
03	01.17.2021	10% DESIGN DEVELOPMENT	3	
04	01.17.2021	10% DESIGN DEVELOPMENT	4	
05	01.20.2021	10% DESIGN DEVELOPMENT	5	
06	01.20.2021	10% DESIGN DEVELOPMENT	6	
07	01.20.2021	10% DESIGN DEVELOPMENT	7	
08				
09				
10				
11				
12				
13				
14				
15				
16				
17				
18				
19				
20				
21				
22				
23				
24				
25				
26				
27				
28				
29				
30				
31				
32				
33				
34				
35				
36				
37				
38				
39				
40				
41				
42				
43				
44				
45				



PROJECT
 2 LIGHTHOUSE LANDING
 SLEEPY HOLLOW, NY 10591

DRAWING TITLE
 AIR RISER DIAGRAM III

SEAL

PROJ. NO.
 SCALE
 SHEET SIZE: 41"x37"
 DWG. NO.
M-502.00

NOT FOR CONSTRUCTION